




NEEDS ASSESSMENT AND RECREATION AND LEISURE TRENDS ANALYSIS JULY 2018



ACKNOWLEDGEMENTS

County of San Luis Obispo Board of Supervisors:

Supervisor John Peschong, District 1
Supervisor Bruce Gibson, District 2
Supervisor Adam Hill, District 3
Supervisor Lynn Compton, District 4
Supervisor Debbie Arnold, District 5

Parks & Recreation County Commission:

Ann Cochrane, District 1
Pandora Nash-Karner, District 2
Bruce Hilton, District 3
Connie O'Henley, District 4
Kenny Dahlen, District 5

Project Team Leader

Shaun Cooper, Senior Planner

Staff Advisory Committee

County of San Luis Obispo

Nick Franco, Parks and Recreation Director
Larry Iaquinto, Parks and Recreation Assistant Director
Cynthia Boe, Administrative Services Manager
Josh Heptig, Golf Course Superintendent
Ken Klis, Parks Superintendent
Don Melin, Parks Superintendent
Shantessy Kaye, Accountant III
Michele Venturini, Secretary II
Anna Diaz, Administrative Assistant III
David Grim, Administrative Analyst, Administrative Office
Department of Planning and Building

Outside Resources

City of San Luis Obispo
City of Arroyo Grande
City of Grover Beach
City of Morro Bay
City of Paso Robles
City of Pismo Beach
Cambria Community Services District
San Luis Obispo Council of Governments

Consultants Contributing to the Plan

GreenPlay, LLC, Management and Planning
KTUA, Design and Planning
RRC Associates, Survey and Public Outreach

Table of Contents

I. PURPOSE AND BACKGROUND INFORMATION	1
A. PURPOSE OF THIS NEEDS ASSESSMENT.....	1
B. BACKGROUND AND STRATEGIC FRAMEWORK	1
C. METHODOLOGY OF NEEDS ASSESSMENT.....	2
II. COMMUNITY PROFILE AND IDENTIFICATION OF NEEDS.....	5
A. DEMOGRAPHIC PROFILE	5
B. NATIONAL TRENDS IN PARKS AND RECREATION SERVICES.....	14
C. COMMUNITY AND STAKEHOLDER INPUT	20
D. COMMUNITY SURVEY SUMMARY.....	25
III. COMMUNITY NEEDS ANALYSIS.....	35
A. INVENTORY.....	35
B. LEVEL OF SERVICE ANALYSIS.....	35
C. OPERATIONAL/ FINANCIAL ANALYSIS.....	45
D. PROGRAMMING ANALYSIS	50
E. MARKETING/COMMUNICATION/SERVICE DELIVERY ANALYSIS	52
APPENDIX A: FINAL SURVEY REPORT	55
APPENDIX B: FINAL SURVEY REPORT OPEN COMMENTS	95
APPENDIX C: MAPPING RESOURCES	203
APPENDIX D: CURRENT AND POTENTIAL FUNDING STRATEGIES.....	213

List of Tables

Table 1: 2017 Demographic Profile	5
Table 2: San Luis Obispo Housing Profile 2010 to 2022.....	10
Table 3: Water Sport Average Annual Growth	15
Table 4: Public Opinion Survey – Central Coast – Percentage of Respondents Participating in Recreation Activity within Previous Twelve Months	16
Table 5: Public Opinion Survey – Central Coast – Activity Which Respondents Participated in During the Last Visit to a Park	17
Table 6: Nationwide Fitness Activity Trends.....	18
Table 7: Population Based Level of Service	37
Table 8: Level of Service – Geographical Analysis Assumptions.....	39
Table 9: Level of Service – Geographical Distribution of Population Served.....	43
Table 10: 2015 SLOCOG Land use Categories – 2050 Regional Growth Forecast	43

List of Figures

Figure 1: San Luis Obispo County Population Growth Trend.....	6
Figure 2: 2017 Estimated Population by Age Cohort.....	6
Figure 3: Population Age Distribution, 2010 to 2022	7
Figure 4: San Luis Obispo County Racial and Ethnic Character 2010 through 2022	8
Figure 5: San Luis Obispo County Racial and Ethnic Character Compared to United States	8
Figure 6: 2017 Educational Attainment of San Luis Obispo County Adults (ages 25+).....	9
Figure 7: 2016 Educational Attainment of Adults (ages 25+)	9
Figure 8: Median Household Income.....	10
Figure 9: Employment by Industry in San Luis Obispo County (2017).....	11
Figure 10: Employment by Occupation in San Luis Obispo County (2017).....	12
Figure 11: County Health Rankings Model	12
Figure 12: 2017 California Health Ranking Highlights	13
Figure 13: County of San Luis Obispo Outdoor Recreation Activity Participation	14
Figure 14: Estimated Expenditures on Recreational Activities in the County	18
Figure 15: State of California Outdoor Recreation	19
Figure 16: County of San Luis Obispo Generational Breakdown	20
Figure 17: Importance of Existing Facilities	26
Figure 18: Level of Needs Met By Existing Facilities	27
Figure 19: Interpreting the Importance vs. Needs-met Matrix	28
Figure 20: The Importance vs. Needs-met Matrix	29
Figure 21: Priorities to Add, Expand, and Improve.....	30
Figure 22: Factors that Would Increase Usage	30
Figure 23: Level of Support for Funding	31
Figure 24: Support for a Special Tax District.....	31
Figure 25: Impact of Fee Increases	32
Figure 26: Effectiveness of Communication Efforts	32
Figure 27: Best Way to Receive Information	33
Figure 28: County-wide Land Use Map.....	36
Figure 29: Geographical Level of Service.....	41
Figure 30: Estimated 2015 Population Distribution	44
Figure 31: Estimated 2050 Population Distribution	45
Figure 32: Department’s Total Revenue and Expenditures and General Fund Support	46

THIS PAGE INTENTIONALLY LEFT BLANK

I. Purpose and Background Information

A. Purpose of this Needs Assessment

The purpose of this countywide Needs Assessment and Recreation and Leisure Trends Analysis is to determine the desired assets and needs of the community; identify existing and projected gaps in service; and determine land, facility, and service priorities.

The Needs Assessment evaluates and provides recommendations regarding park facility and recreation program needs within San Luis Obispo (SLO) County, and the Recreation and Leisure Trends Analysis assesses social and local recreation and leisure trends and determines how those trends might impact existing and projected user populations. It will be used to determine the community's priorities for developing services, as well as methods for financing these priorities within the County of San Luis Obispo (County) Parks and Recreation Department (Department).

B. Background and Strategic Framework

Department Mission:

Ensure diverse opportunities for recreation and the personal enrichment of the County's residents and visitors while protecting its natural, cultural, and historical resources.

The Department, staffed by 61 FTE, operates an annual budget of roughly \$12 million and provides multiple recreational opportunities to the Central Coast community and its visitors. These recreational opportunities include programming like camping, fishing, health and fitness, and special interest classes; facilities including swimming pools and picnic shelters; and regional amenities such as beach access points and the Bob Jones Trail.

The Department is guided by the Parks and Recreation Element (PRE), which was adopted by the Board of Supervisors on December 19, 2006. It currently provides strategic direction for the Department by offering multiple opportunities and strategies, some of which have not been implemented.

Since the PRE was adopted over 10 years ago, the needs, desires, and wants of the community have evolved. This needs assessment is intended to help the Department better understand the current priorities within the community, and how priorities identified in the PRE can be implemented today. The Department will establish priority projects and programs through a function of analyzing census data to determine social indicators, obtaining community input to ascertain their preferences, priorities, attitudes, opinions, and identified needs.

Other information utilized in this process was supplied by the cities and unincorporated areas of the county, including GIS data sets, planning documents, and other resources.

C. Methodology of Needs Assessment

The process for completing this needs assessment began in December of 2017. The development process included an integrated project team consisting of staff representing various areas in the Department. The planning process allowed for a collaborative approach that incorporates consultant expertise, as well as local knowledge and institutional history that only staff and community engagement can provide. The development of this report included the following tasks:

Information Gathering

Relevant information from previous planning documents, and from budgets, work plans, and funding plans utilized by the Department were reviewed in order to facilitate the direction and recommendations. Information collected and reviewed included:

- 2006 Parks and Recreation Element
- 1988 Parks and Recreation Needs Assessment
- Annual user surveys
- Relevant plans completed by municipalities within the County
- Other relevant plans and/or reports

Community Workshops and Outreach

Stakeholders from throughout the County were engaged through multiple outreach methods. Participants included individual users and non-users, user groups, special interest organizations, associations, and other stakeholders. Utilizing a mixed-methods approach, the project team engaged participants through:

- Stakeholder Interviews
- Focus Group Meetings
- Public Meetings
- Statistically-Valid Survey
- Findings Presentation

More information regarding these sessions follows in subsequent sections.

Demographics Analysis

A demographic analysis and market profile defined the community character of the County, utilizing all information available from previous planning efforts. The demographic analysis based on service areas was used to outline trends and information that could affect the need for facilities and programming.

Factors that were analyzed included:

- Population density
- Age Distribution
- Households
- Gender
- Ethnicity
- Household Income

Trends Analysis

Potential trends that may influence the usage of indoor and outdoor recreation facilities and programs were researched and identified to help form short-term recommendations and set the stage for long-term goals. The trends analysis includes an evaluation of demographic shifts and their impact on what needs to be provided for the future, interest and participation levels for a variety of activities, and new developments in the field.

Strengths, Weaknesses, Opportunities, and Threats (SWOT) Analysis/Staff Visioning

Initial community outreach results were used to guide staff through a SWOT analysis and visioning workshop to develop short and long-term strategies for the future planning of facilities and the provision of programs and services.

Inventory and Analysis of Parks, Facilities, and Programs

Facilities Assessment

The project team compiled available GIS/CAD materials to develop a comprehensive assessment of the County's recreation facilities and programs. Additionally, relevant community park and recreation assets owned and managed by other entities were identified and added to those provided by the County, with the goal of developing a tailored level of service standard for the County.

Service/Recreation Facilities Gaps

In combination with the findings from the focus groups, stakeholder meetings, demographics and trends, and current level of service and standards, the project team identified and prioritized the unmet needs and potential opportunities in the community.

Partners and Alternative Providers – A Collaborative Approach

Potential partners and collaborators were identified by analyzing the current conditions within the service area. The Department does not have to produce or fulfill every unmet need in order to provide the opportunity for service within the community, but can be a strong influence.

Project Schedule and Timeline

The following 2018 timeline of tasks was determined following a strategic kick-off meeting:

Strategic Kick-Off/Project Vision and Work Plan Development	December (2017)
Project Coordination	On-going
Public Outreach and Survey	January - May
Community Workshops	January - May
Staff and Stakeholder Engagement	January - May
Statistically Valid Survey	February - April
Inventory Update and Community Profile	January - May
Inventory/Analysis of Parks, Facilities, and Programs	January - June
Demographics	February - April
Trend Analysis	February - April
SWOT Analysis	April - May
Findings and Visioning	May - June
Finding Compilation and Validation	May
Visioning Strategies Workshop	May - June
Draft/Final Plans	June - July
Recommendations/Action Plan	June
Draft Study and Presentation	June
Final Study and Presentation	July

II. Community Profile and Identification of Needs

A. Demographic Profile

By analyzing population data, trends emerge that can inform decision making and resource allocation strategies for the provision of parks, recreation, and open space management. Key community characteristics were analyzed to identify current demographic statistics and trends that can impact the planning and provision of services in the County of San Luis Obispo.

- Existing and projected total population
- Age and gender distribution
- Ethnic/Racial diversity
- Employment
- Housing and household information
- Educational attainment
- State and Local Health Ranking

This demographic profile was compiled in February 2018 from a combination of sources including the ESRI Business Analyst and 2010 U.S. Census. A summary of demographic highlights is noted in **Table 1**, followed by a more detailed demographic analysis.

Table 1: 2017 Demographic Profile

Population	284,693
Median Age	40.5
Households	108,058
Median Household Income	\$61,765

County of San Luis Obispo Demographic Trends

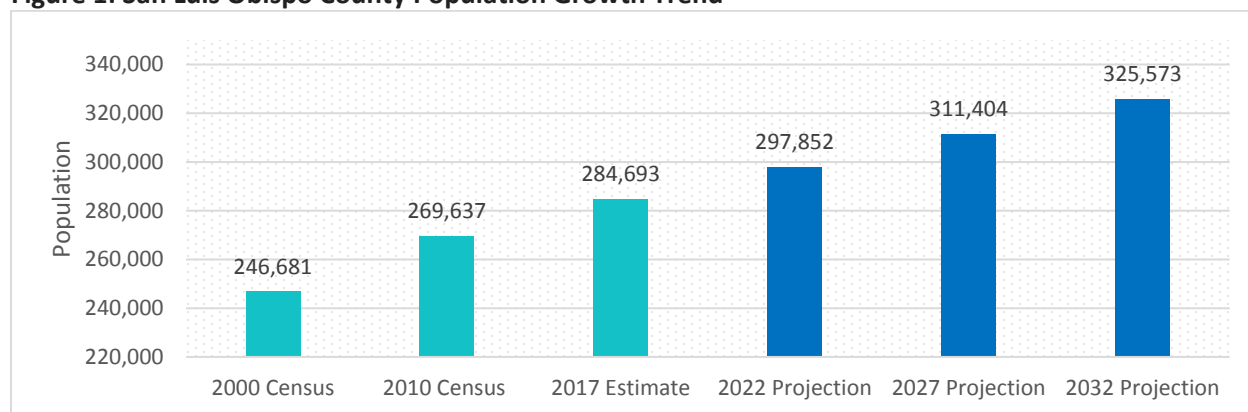
Population Projections

Figure 1 contains actual population figures based on the 2000 and 2010 U.S. Census, and the Esri 2017 estimated population and 2022 projected population.



For a population of roughly 285,000 in 2017 San Luis Obispo is expected to see significant growth in 2022 and beyond, reaching over 300,000 residents. The annual growth rate between 2017 and 2022 is projected to be 0.91 percent (compared to the U.S. at 0.7% annual growth rate).

Figure 1: San Luis Obispo County Population Growth Trend

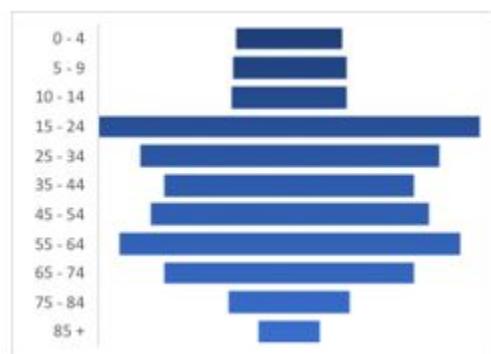


Source: U.S. Census Bureau and Esri Business Analyst Population Projections 2017 – 2032, based on 2017 – 2022 annual growth rate of 0.91%.

Population Age Distribution

The existing and projected population of different age groups, or cohorts, within the County of San Luis Obispo is illustrated in the following series of figures (**Figure 2**). As demonstrated in **Figure 3**, there are many changes within the population age distribution from 2010 to 2022 which will impact the recreation needs of the community.

Figure 2: 2017 Estimated Population by Age Cohort

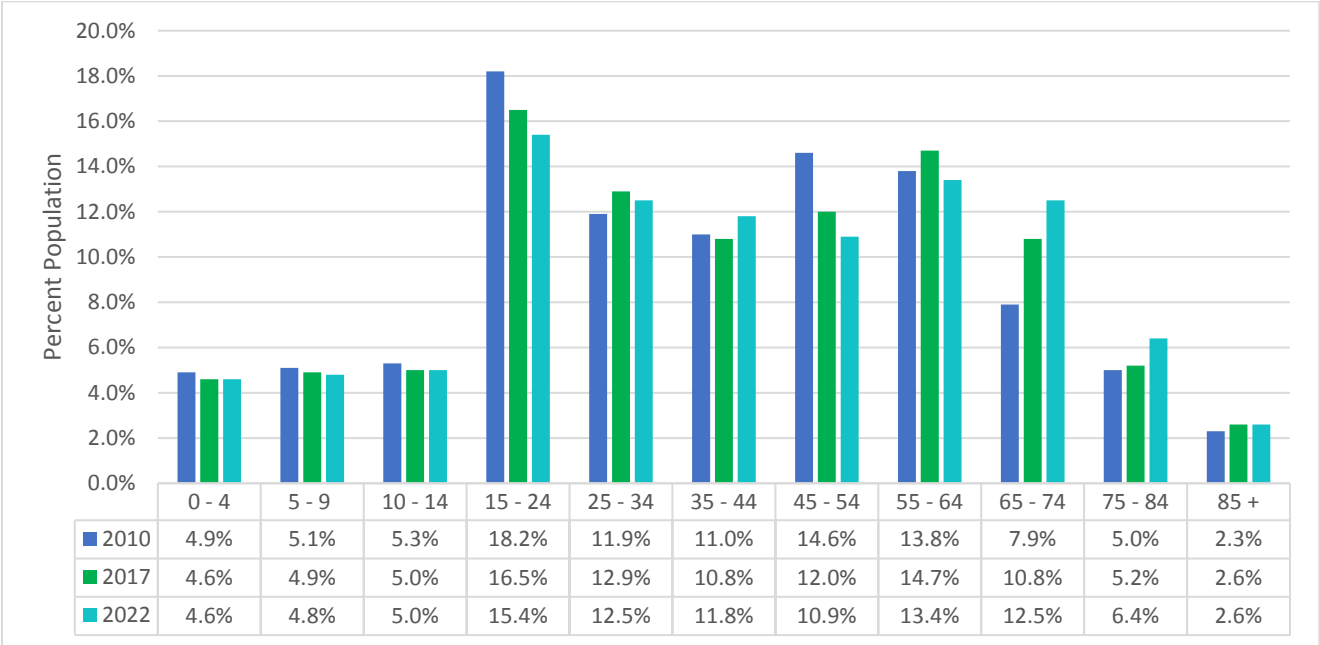


Source: U.S. Census Bureau and Esri Business Analyst

Between 2010 and 2022, there are a number of anticipated changes, particularly in the 15 to 24 age cohort. This group in 2010 made up over 18 percent of the population, but will only make up 15.4 percent in 2022.

Another major shift will be seen in the age cohort of 65 to 74 years old, which is expected to grow by 4.6 percent between 2010 and 2022.

Figure 3: Population Age Distribution, 2010 to 2022



Source: Esri Business Analyst

Race/Ethnicity

Prior to reviewing demographic data pertaining to a population’s racial and ethnic character, it is important to note how the U.S. Census classifies and counts individuals who identify as Hispanic. The Census notes that Hispanic origin can be viewed as the heritage, nationality, lineage, or country of birth of the person or the person’s parents or ancestors before arrival in the United States. In the U.S. Census, people who identify as Hispanic, Latino, or Spanish may be any race and are included in all of the race categories. All race categories add up to 100 percent of the population, the indication of Hispanic origin is a different view of the population and is not considered a race. **Figure 4** reflects the approximate racial/ethnic population distribution for the County of San Luis Obispo based on the 2010 U.S. Census, and the Esri 2017 estimates and 2022 projections. **Figure 5** compares the racial and ethnic character of the County to the rest of the United States.

The demographic composition of the County is becoming more diverse over time. It is predicted that in 2022, those identifying as “White Alone” will decrease to just under 80 percent. In addition, those identifying as “Some Other Race Alone” will increase by 1.4 percent in that same amount of time. Those identified as being of Hispanic Origin are expected to increase to almost 25 percent of the population in 2022.

Figure 4: San Luis Obispo County Racial and Ethnic Character 2010 through 2022

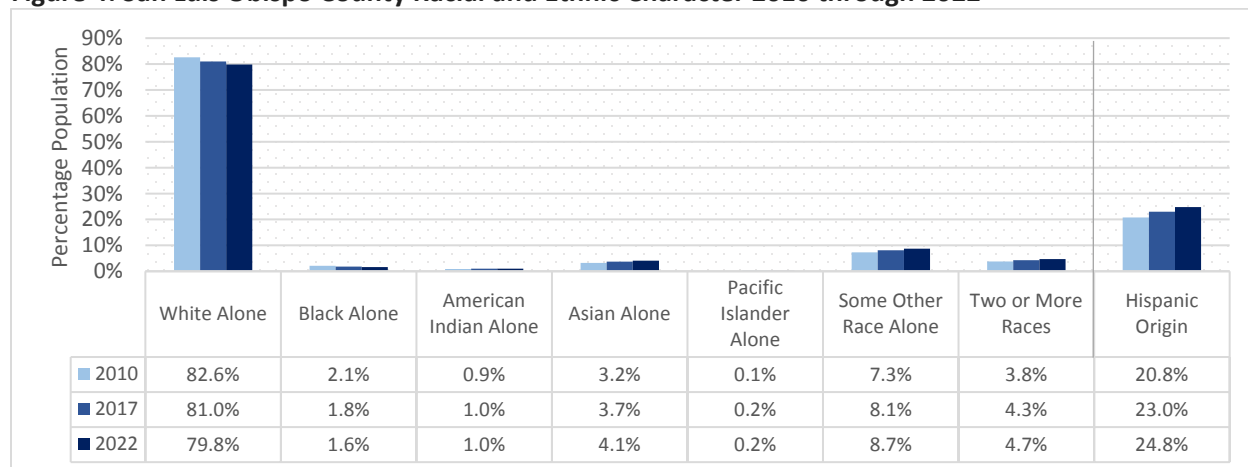
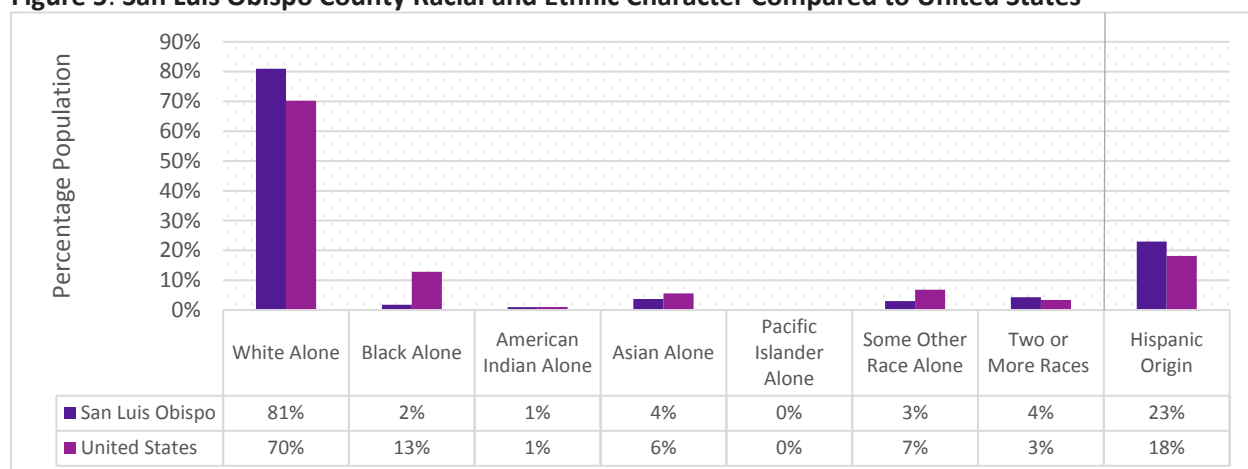


Figure 5: San Luis Obispo County Racial and Ethnic Character Compared to United States



Source: U.S. Census Bureau and Esri Business Analyst

Educational Attainment

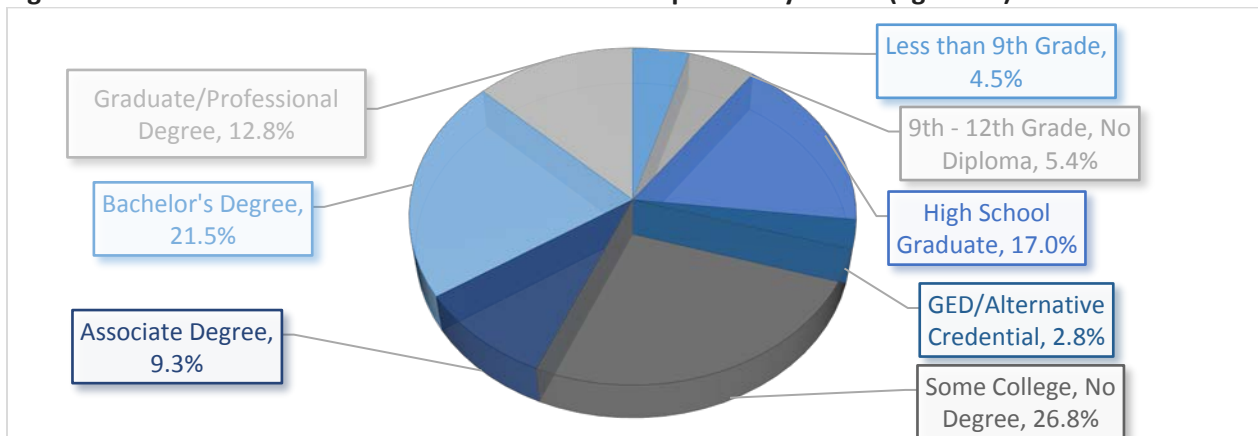
According to a Census study, education levels had more effect on earnings over a 40-year span in the workforce than any other demographic factor, such as gender, race, and ethnic origin.¹ For the County of SLO, this was especially true. As illustrated in **Figure 6**, roughly 90 percent of county residents had attained a high school level education or higher.



The educational attainment for SLO residents over the age of 25 was measured. In 2017, almost 13 percent obtained a graduate or professional level degree. The most common educational attainment was some college, no degree. As **Figure 7** shows, the Census Bureau's 2016 American Community Survey reported that San Luis Obispo County residents (age 25+) with a graduate or professional degree (\$65,891) earned about triple that of those without a high school degree (\$22,320).

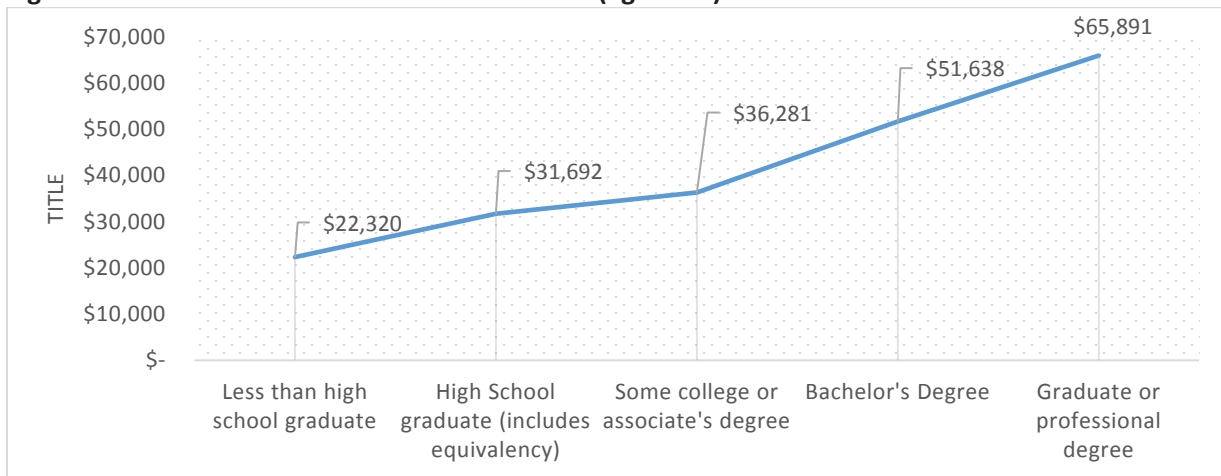
¹ Tiffany Julian and Robert Kominski, "Education and Synthetic Work-Life Earnings Estimates" American Community Survey Reports, US Census Bureau, <http://www.Census.gov/prosd/2011pubs/acs-14.pdf>, September 2011.

Figure 6: 2017 Educational Attainment of San Luis Obispo County Adults (ages 25+)



Source: Esri Business Analyst

Figure 7: 2016 Educational Attainment of Adults (ages 25+)



Source: American Community Survey, 2016

Household Information



As reflected in **Table 2**, the total number of housing units and households in SLO is increasing, with a slightly higher average household size expected in 2022. Since 2017, it is expected that the number of owner-occupied housing units will decrease as the number of renter-occupied housing unit increases.

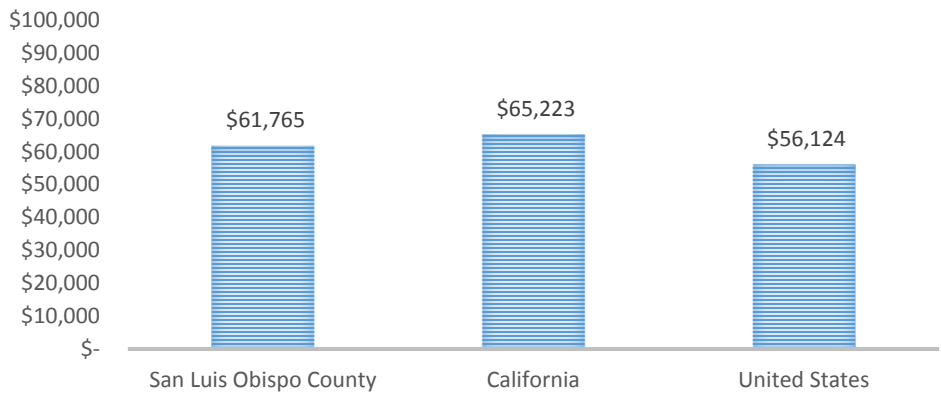
The most current data from the U.S. Census Bureau and the American Community Survey, illustrated in **Figure 8**, indicates that the median household income in SLO was higher than that of the average household in the United States, but lower than the median household income in California.

Table 2: San Luis Obispo Housing Profile 2010 to 2022

	2010	2017	2022
Total Housing Units	117,315	123,894	129,589
Number of Households	102,106	108,058	113,093
Average Household Size	2.49	2.49	2.97
Owner Occupied Housing Units	51.9%	50.9%	50.7%
Renter Occupied Housing Units	35.0%	36.3%	36.6%
Vacant Housing Units	13.0%	12.8	12.7%

Source: Esri Business Analyst

Figure 8: Median Household Income



Source: Esri Business Analyst

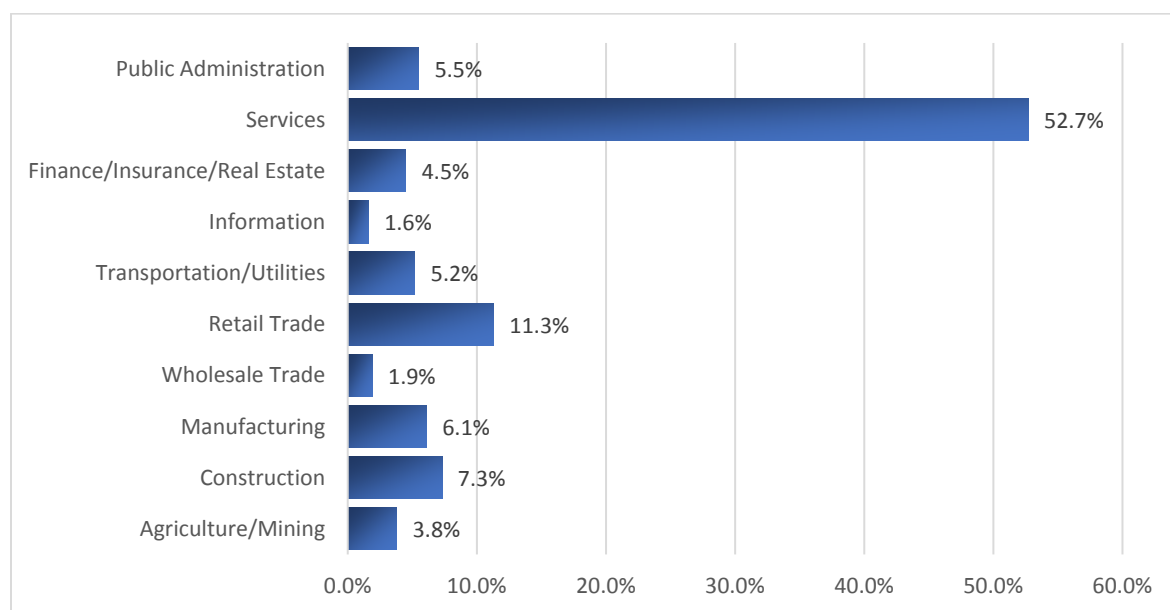
Employment



According to the American Community Survey, the employed population in the SLO (those ages 16+) was estimated to be 137,689 in 2016. The unemployment rate reached 3.2 percent in the county.

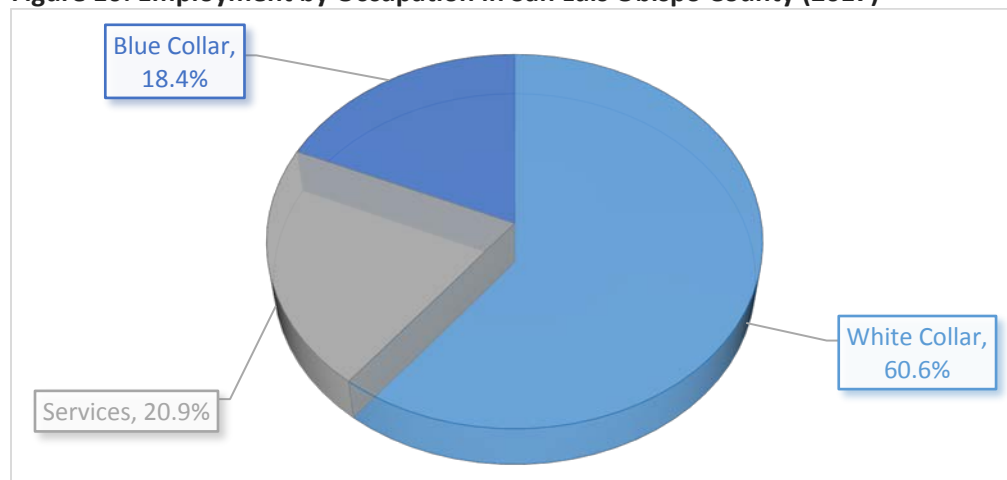
The majority of working residents (age 16+) in San Luis Obispo County were employed in jobs in the service industry (52.7%) as illustrated in **Figure 9**. It is estimated that the retail trade employed over 11 percent of residents, while construction also employed about seven percent of residents. As illustrated in **Figure 10**, the majority (61%) of working residents were employed in white collar occupations.

Figure 9: Employment by Industry in San Luis Obispo County (2017)



Source: Esri Business Analyst

Figure 10: Employment by Occupation in San Luis Obispo County (2017)



Source: Esri Business Analyst

Health Ranking

County Health Ranking

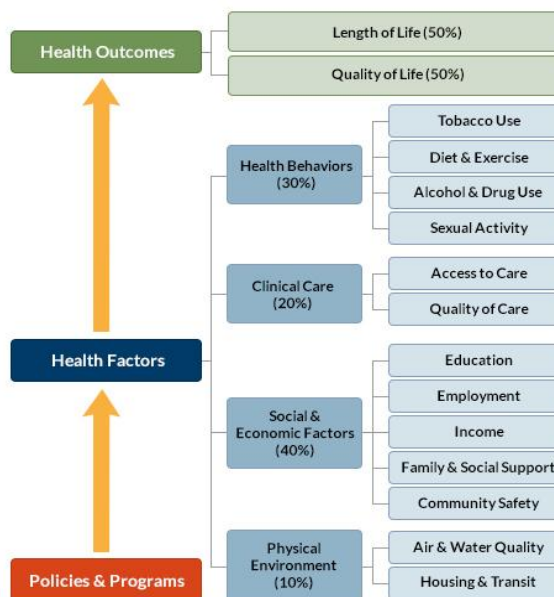
Robert Wood Johnson Foundation's "County Health Rankings and Roadmaps" provide annual insight on the general health of national, state, and county populations. The 2017 rankings model shown in **Figure 11** highlights the topic areas reviewed by the Foundation.

The health ranking for San Luis Obispo County gauged the public health of the population based on "how long people live and how healthy people feel while alive," coupled with ranking factors including healthy behaviors, clinical care, social and economic, and physical environment factors.²



Out of the 57 California counties reviewed, San Luis Obispo County was ranked as 18th for overall health outcomes, and 12th for health factors.

Figure 11: County Health Rankings Model



Source: Robert Wood Johnson Foundation

² University of Wisconsin Population Health Institute & Robert Wood Johnson Foundation, *County Health Rankings 2017*, <http://www.countyhealthrankings.org>

State Health Ranking

In 2017, the United Health Foundation's *America's Health Rankings Annual Report* ranked California as the 17th healthiest state nationally. The health rankings consider and weigh social and environmental factors that tend to directly impact the overall health of state populations. As illustrated in **Figure 12**:



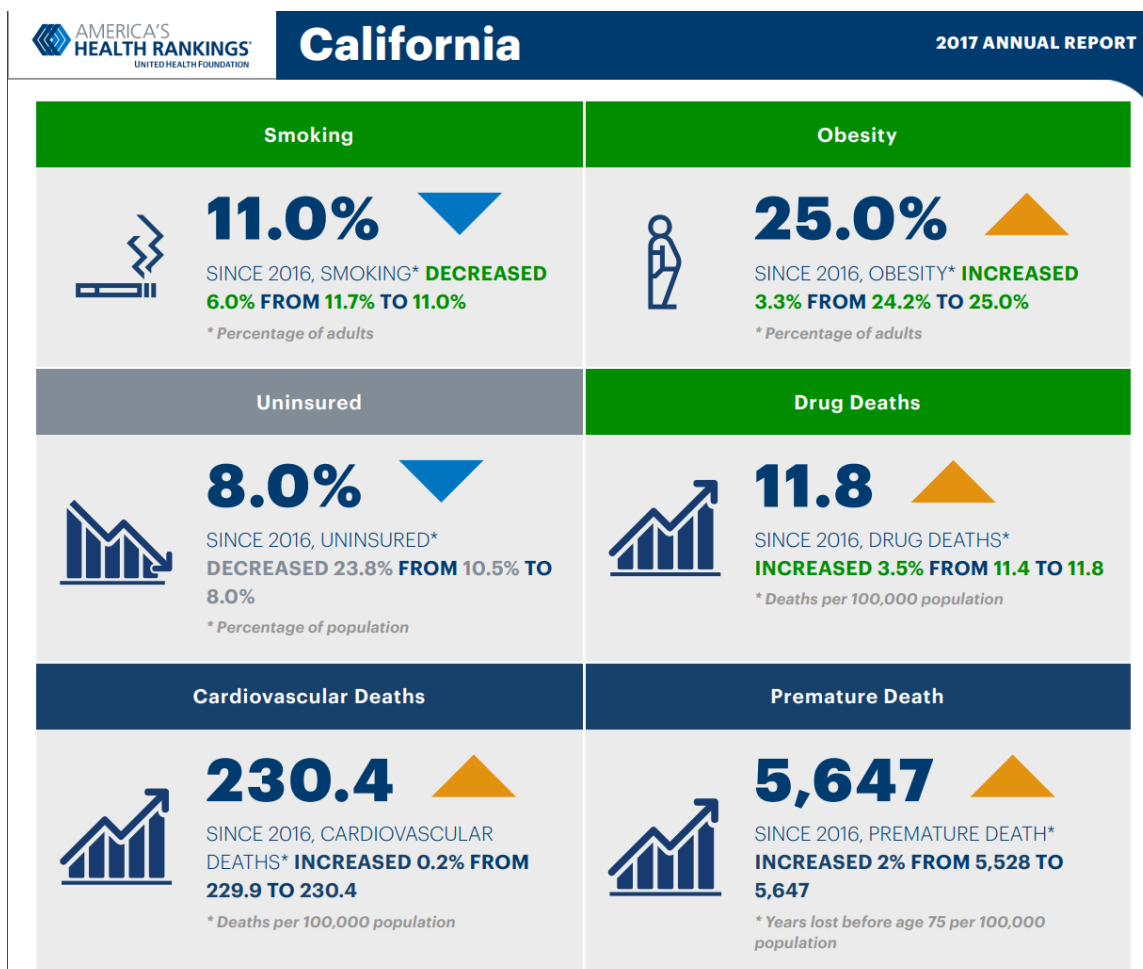
California public health ranking strengths include:

- Low prevalence of smoking
- Higher number of dentists
- Low infant mortality rate

Challenges to California's health include:

- High levels of air pollution
- Large disparity in health status by educational attainment
- Low immunization coverage among children

Figure 12: 2017 California Health Ranking Highlights



Source: United Health Foundation's *America's Health Rankings Annual Report 2017*

B. National Trends in Parks and Recreation Services

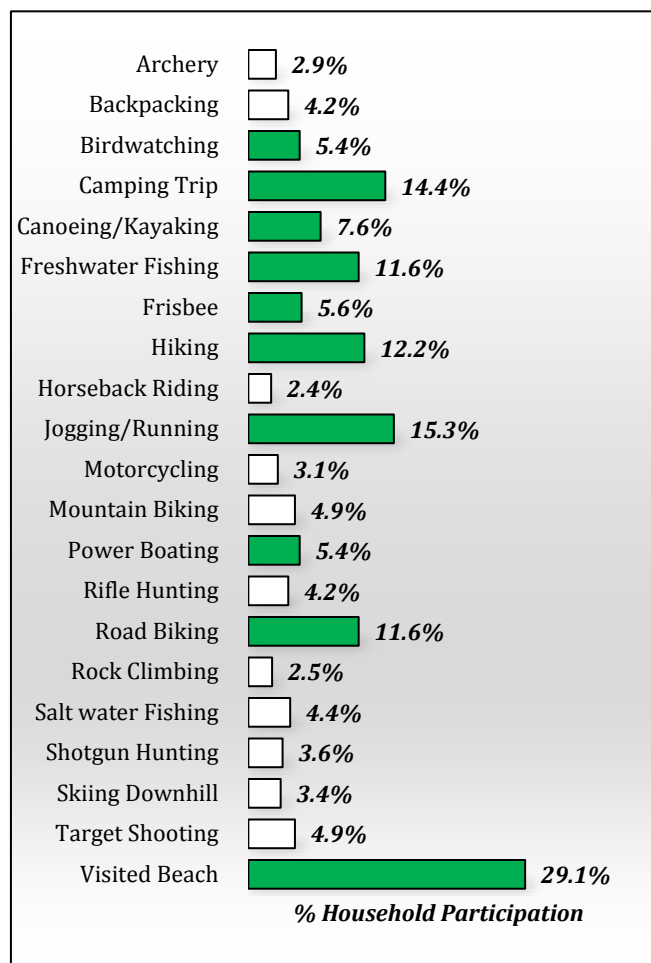
The pace of change today requires analyzing recreation trends from both a local and national level. Understanding the participation levels of the County of San Luis Obispo residents using data from the U.S. Census Bureau, combined with research of relevant national recreation trends, provides critical insights that help to plan for the future.

Learning from these new shifts in participation in outdoor recreation, sports, and cultural programs, is an essential component of parks and recreation master planning.

County of San Luis Obispo Household Participation in Outdoor Activities

According to the 2018 Sports, Fitness, and Leisure Activities (SFIA) Topline Participation Report, outdoor recreation is an activity group that is continuing to capture the interest and attention of new audiences; besides those older than 55, all other age groups listed camping as the number one activity among non-participants.

Figure 13: County of San Luis Obispo Outdoor Recreation Activity Participation



Nationally, overnight backpacking has seen an average annual growth of seven percent for the last five years. Almost 15 percent of County of San Luis Obispo households participated in overnight camping trips. RV camping is also growing in popularity, with an average annual growth of nine percent in the last three years.

Figure 13 demonstrates the participation in outdoor activities in the County of San Luis Obispo households according to data from the U.S. Census Bureau.

Outdoor recreation activities with more than five percent household participation included are highlighted in green. Camping trips, freshwater fishing, hiking, jogging/running, and road biking were all popular activities; visiting the beach was the number one outdoor recreation activity.

Knowing that residents like to visit the beach may be indication of the community's need for aquatic related programs. These types of programs are often seen as safe ways for community members to access or experience water without having to use a beach or open water amenity. **Table 3** shows the water sports with the highest and the lowest average annual growth from 2012 to 2017. According to the 2018 SFIA, Millennials are more likely than other generations to engage in water sports.

Table 3: Water Sport Average Annual Growth

Water Sport	5 Year Avg. Annual Growth	
Stand Up Paddling	↑	20.2%
Kayaking (whitewater)	↑	6.0%
Recreational Kayaking	↑	5.2%
Rafting	↓	-1.4%
Water Skiing	↓	-3.8%
Jet Skiing	↓	-5.0%

Source: U.S. Census, ESRI Business Analyst

When this is compared to the 2009 Survey on Public Opinions and Attitudes on Outdoor Recreation question regarding types of activities which respondents participated in in the previous twelve months (**Table 4**) similarities in preferences appear. Water activities, biking, walking/hiking and jogging, and camping are some of the activities in the areas with the highest levels of participation.

Table 4: Public Opinion Survey – Central Coast – Percentage of Respondents Participating in Recreation Activity within Previous Twelve Months

Activity	Central Coast	Activity	Central Coast
	%		%
Walking for fitness or pleasure	83.3%	Organized team sports such as soccer, football, baseball, softball, basketball	18.8%
Picnicking in picnic areas (with tables, fire pits, or grills)	80.2%	Surfing or boogie boarding, windsurfing	17.7%
Driving for pleasure, sightseeing, driving through natural scenery	69.8%	Paddle sports (kayaking, rowing, canoeing, rafting)	17.7%
Beach activities (swimming, sunbathing, surf play, wading, playing on beach)	69.8%	Fishing - freshwater	17.7%
Visiting outdoor nature museums, zoos, gardens or arboretums	67.7%	Motor boating, personal watercraft (jet skis, wave runners, waterskiing, wakeboarding)	12.5%
Attending outdoor cultural events (festivals, fairs, concerts, historical reenactments, outdoor theatre)	63.5%	Backcountry activities such as mountaineering, rock climbing and bouldering)	11.5%
Visiting historic or cultural sites	58.3%	Fishing - saltwater (includes catching abalone, clams, crabs, etc.)	11.5%
Day hiking on trails	57.3%	Target shooting (including pistol and skeet)	11.5%
Wildlife viewing, bird watching, viewing natural scenery	55.2%	Horseback riding, horse shows and events	10.4%
Swimming in a pool	47.9%	Snowboarding	10.4%
Bicycling on paved surfaces	44.8%	Off-highway vehicle use (motorcycles, 4-wheel drive, all-terrain vehicles)	10.4%
Camping in developed sites with facilities such as toilets and tables (not including backpacking)	42.7%	Sail boating	10.4%
Jogging and running for exercise (on trails, streets, sidewalks, paths)	40.6%	Tennis	10.4%
Using open turf areas (casual and unstructured activities - games, relax, sunning, etc.)	40.6%	Backpacking (overnight hiking)	9.4%
Swimming in freshwater lakes, rivers and/or streams	36.5%	Skateboarding (skate parks, paths, sidewalks)	9.4%
Outdoor photography	34.4%	Golf	9.4%
Using play equipment, play structures, tot-lots	30.2%	RV/trailer camping with hookups	8.3%
Bicycling on unpaved surfaces and trails (mountain biking)	21.9%	Downhill (Alpine) skiing	4.2%
		Snowmobiling	4.2%
		Cross-country skiing	3.1%
		Hunting (large or small game with a firearm)	3.1%
		Other:	2.1%

When asked what activity they participated in during their last visit to a park on the 2009 state-wide survey, Central Coast noted walking, wildlife viewing, eating/picnicking, sedentary activities, playing, and hiking as the top six responses (*Table 5*).

Table 5: Public Opinion Survey – Central Coast – Activity Which Respondents Participated in During the Last Visit to a Park

Activity	Central Coast
	%
Walking	65.4
Wildlife Viewing	45.6
Eating/Picnicking	45.6
Sedentary Activities	44.1
Playing	33.8
Hiking	32.4
Swimming	16.2
Bicycling	13.2
Dog Walking	12.5
Jogging/Running	10.3
Sports	8.8
Active Water Sports	8.8
Other	8.8
Fishing	5.1
Tennis	2.9
In-Line Skating	0.7
Martial arts/tai chi/yoga	0.7

Nationwide Fitness Activity Trends

According to the Sports and Fitness Industry Association, high impact intensity training (HIIT) and cross-training style workouts, or CrossFit, are two of the top trending aerobic activities (**Table 6**). CrossFit combines elements of gymnastics, weightlifting, running, rowing, and other sports to create a varied fitness regime.

With regard to individual sports, off-road triathlons have seen 17 percent average annual growth for the last five years. These races, such as XTERRAs, consist of a competitive combination of swimming, mountain biking, and trail running.

Pickleball, a paddle sport mixing badminton, tennis, and table tennis, is still trending, gaining an average eight percent growth each year. Growing even slightly faster is Cardio Tennis at 9.1 percent. Cardio Tennis is a fitness program that focuses on combining a full body workout with elements of tennis.

Table 6: Nationwide Fitness Activity Trends

Aerobic Activity	5 Year Avg. Annual Change	
High Impact Intensity Training (HIIT)	↑	9.3%
Cross-Training Style Workouts	↑	6.6%
Row Machine	↑	5.8%
Stair Climbing Machine	↑	5.6%
Aquatic Exercise	↑	5.0%
Tai Chi	↑	5.0%
Strength Activity	5 Year Avg. Annual Change	
Kettleballs	↑	7.0%
Individual Sports	5 Year Avg. Annual Change	
Triathlon (Off-Road)	↑	17.1%
Martial Arts	↑	11.2%
MMA for Fitness	↑	11.1%
Trail Running	↑	9.6%
Boxing for Competition	↑	9.5%
Adventure Racing	↑	7.3%
Boxing for Fitness	↑	6.2%
Racquet Sports	5 Year Avg. Annual Change	
Cardio Tennis	↑	9.1%
Pickleball	↑	8.5%

Source: 2018 Sports, Fitness, and Leisure Activities Topline Participation Report, 2012 - 2017

County of San Luis Obispo Recreational Expenditures

According to the U.S. Census Bureau, County of San Luis Obispo residents spent on average \$997 a year on recreational expenditures, totaling almost \$108 million in 2017 (**Figure 14**). This includes membership fees for social, recreation, and community clubs, fees for recreation lessons, camping fees, recreation equipment purchases, and other recreation expenses, and is not limited to the services provided by the Department.

Figure 14: Estimated Expenditures on Recreational Activities in the County



Source: U.S. Census, ESRI Business Analyst

Engaging non-participants is one of the challenges of parks and recreation agencies. According to the 2018 SFIA report, income has been seen to impact activity rates. Those households making under \$50,000 are significantly less active than those making more. Data shows that having someone to join first time users will increase participation more than any other reason.

Local and State-wide Recreational Expenditures

According to the “Outdoor Industry Economy Report,” in California alone, annual consumer spending in outdoor recreation is \$92 billion, supporting 691,000 direct jobs (**Figure 15**). About 56 percent of California residents participate in outdoor recreation each year.

Figure 15: State of California Outdoor Recreation



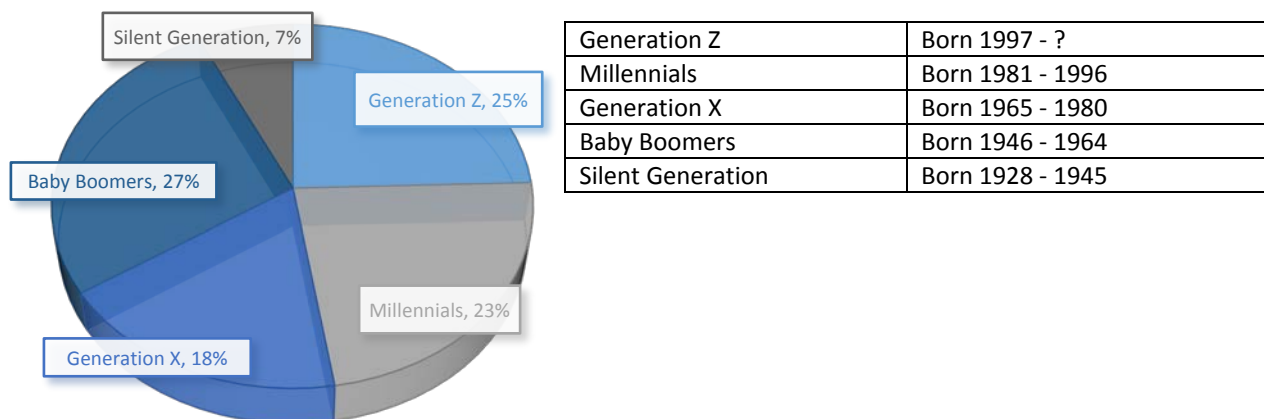
Source: Outdoor Industry, 2017 Outdoor Recreation Economy Report

Generational Changes

Activity Participation varies based on age, but it also varies based on generational preferences. With regard to generational activity, according to the SFIA report, Millennials had the highest percentage of those who were “active to a healthy level,” but a quarter also remained sedentary. Nearly 28 percent of Generation X were inactive, and 33 percent of Baby Boomers were inactive. Baby Boomers prefer low impact fitness activities such as swimming, cycling, aquatic exercise, and walking for fitness.

Figure 16 demonstrates the breakdown of generations in the County of San Luis Obispo. Locally, Baby Boomers make up the largest generational group, at 27 percent, followed by Generation Z (25%), Millennials (23%), and finally Generation X (at only 18%). The Silent Generation only made up seven percent of the resident population.

Figure 16: County of San Luis Obispo Generational Breakdown



Source: U.S. Census, ESRI Business Analyst

C. Community and Stakeholder Input

Public input was gathered during the week of February 5, 2018. Methods used to engage with the community included focus group, stakeholder interviews, and public meetings. These sessions were held throughout the community. Additional information was collected via phone interviews and emails sent by citizens wanting to participate. The goal of these sessions was to gather information that would guide the development of the survey tools. Participants included the County Board of Supervisors, County Parks and Recreation Commissioners, Trail Advisory Committee members, stakeholders, and members of the public.

A summary of responses follows. Responses are not prioritized, but recurring responses are denoted by an asterisk. It should be noted that some participants chose not to respond during the sessions.

Strengths

- Quality & Diversity of Parks
 - Wide variety of parks and activities that span entire county*
 - Access to beaches, hiking, open space, dog parks, golf courses, lake recreational areas*
 - Consistent maintenance of parks, trails, dog parks, other facilities*
 - Unique beauty and access to nature promotes outdoor recreation*
- Community Support
 - Pride in the beauty of the area and the quality of recreation*
 - Staff leadership is responsive to new ideas*
 - Rich historical and cultural presence
 - Community with a vision and support to make it happen
 - Early adopters of technology, new innovations, and progress*
- Internal Systems
 - Improved business services through reservation system*
 - Additional camping and cabin rentals opportunities
 - Dedication to excellent customer service*

Opportunities for Improvement

- Connectivity
 - Enhance safe routes to parks, schools, and community hubs (both on and off road)*
 - Provide connectivity on trails that link public lands and rural areas
 - ♦ *Link Lake Pismo, High Mountain Trail, State Parks, Avila Beach, Port San Luis, Palisades*
 - ♦ *Implement the county-wide segment of the Juan Bautista de Anza National Historic Trail to tell the story of colonizing California*
 - Ensure that children can access neighborhood parks – remove barriers
 - ♦ *Highway is an obstacle for children in Oceano, consider pedestrian bridge*
- Awareness
 - Improve awareness around environmental and cultural programs and events
 - Additional signage for safe cycling, wildlife, mixed use/education, trails
 - Promote parks that are underutilized to balance use
- Collaboration
 - Sitting on a great opportunity to partner with clubs, nonprofits, businesses
 - Create/repurpose meeting spaces for youth clubs, nonprofits, sports, etc.
 - Work with Coastal Commission environmental regulations to ensure long-lasting policies that serve the people who use it and still protect Pirate's Cove
 - Partner with cities who have Open Space Plans to achieve public "wild open spaces"
- Facility, Outdoor Spaces
 - Lack of space for sports fields, pickleball courts, lighting
 - Acquisition of new more primitive parks for passive recreation.
 - Need more access to wild open space*
 - ♦ *Salinas River for passive recreation*
 - Pump track for skills course for kids
 - Need additional dog parks
 - Protect critical links and important land to preserve for recreation/conservation
- Internal Improvements
 - Need another planner to get more grants for projects that have planning for long term for additional grants and funding
 - Looking at fee structure
 - Better coordination between volunteer organizations, staff, groups
 - Underfunded and understaffed
 - Meadow Park Rentals more inexpensive (City of SLO park)
 - Consistency around volunteer background procedures, greater coordination
 - Keep cabins as a percentage of camping opportunities
 - Lack of money, staff resources (4% staff time spent on park development)

Activities/Programs That Should be Enhanced

- Cultural days and events
- Pickleball as a program for multi-generations
- Needs additional environmental education days and events
- Disc Golf for additional activities
- Evening programs for seniors
- 18-hole golf opportunities

- Hunting
- Improve Camping for primitive experiences
- Careful mix of activities for Dairy Creek Golf Course
- No strong feelings for programs/Does not hear complaints by the community
- Need to favor positive cash flow for activities as opposed to free programs, such as cabins and other rentals
- Golf
- Pickleball opportunities exist at Chalk Mountain

Improvements Needed at Existing Facilities

- Trails
 - Some trails are too busy, others are not utilized to full potential*
 - A lot of maintenance needed for current trails*
 - ♦ *Improve Lopez Lake trails, Santa Margarita Lake trails*
 - Continued connectivity between trails, parks, etc.*
 - ♦ *Bishop Street Property on North End of County of San Luis Obispo*
 - ♦ *Los Osos Park and Monarch Grove Elementary*
 - ♦ *Keep expanding Bob Jones trail*
 - ♦ *Connect Forest Service Trails on West Cuesta Ridge to El Chorro Regional Park*
 - Consider some designated off leash trails
 - Need safe bike paths/lanes for commuters
- Parks
 - Focus on deferred maintenance of parks, parking lots, irrigation*
 - ♦ *North county inland lacking prioritization projects (literally no county facilities)*
 - ♦ *Paso Robles lacking facilities and sports*
 - ♦ *Overlooked, rural communities like Creston and Carrizo Plain are isolated with no maintenance for parks, pools, community centers*
 - Unique playgrounds and accessible playgrounds in local neighborhoods*
 - ♦ *Jim O'Miller Park Land in Nipomo, needs a playground, softball fields (Owned by Olde Towne Nipomo Association)*
 - Kid friendly bike beginner trails
 - Build more parks that preserve "wildness" of the area*
 - Consider tech/business parks with wi-fi and sitting areas
 - Additional lighting in parks; safer access with pedestrian bridges*
 - State and national parks are plenty; natural hiking parks plentiful but should fill in the gap with community parks. After school, moms want to go to neighborhood parks with playgrounds.
- Pools
 - Need maintenance and management; only used during summer (opportunity?)
 - Should consider repurposing for more than just recreational use, including therapeutic, competitive, and kid-friendly (consider partnerships with clubs)
 - ♦ *Templeton, Cambria, San Miguel, Santa Margarita, Etc.*
- Golf Courses
 - Mix of opinions regarding Dairy Creek; some want all 18 holes for strictly golf, others want multi-use activity center for multi-generational use
 - Rely on financial projections as quickly as possible to solve negative cash flow

- Sports and Courts
 - Additional sports fields to support children activities
 - Additional lighting, safer access
 - Need additional court spaces (repurposing tennis, basketball)
 - Need additional softball fields, soccer fields
 - Combination of indoor/outdoor courts for pickleball*
- Camping
 - Need to focus on improving current campgrounds
 - ♦ *El Chorro Campground can become a destination campground but needs more privacy*
 - ♦ *Lopez Lake Campground needs more rangers and hosts because noise is an issue**

Underserved Portions of the Community

- People:
 - Both tourists and locals
 - Cyclists – mountain bike and road*
 - Horse groups*
 - Kids at Oceano (walkable access) and Cayucos*
 - Kids Groups (boy scouts, girl scouts)*
 - Long Distance Athletes
 - Nonprofits – no affordable facility rentals*
 - Native groups – lowest economic status, need access
 - People with disabilities
 - Seniors (lack of evening programs)
 - Teenage programs (camps)
 - Tribal groups
 - Young adults and students*
 - Young Families*
- Areas/Facilities:
 - Additional facilities for people with disabilities
 - Dog Parks and trails
 - Indoor spaces – affordable facilities
 - Nipomo*
 - Rural and Unincorporated Area, including Creston, Carrizo Plain, Arroyo Grande Area
 - Olympic size pool
 - Sports fields for youth sports*

Funding Opportunities/Partners

- Cal Poly, Cuesta College
- Back Country Horsemen, Equestrians
- Bike SLO
- Botanical Gardens
- California Conservation Corps
- Cities and Counties nearby
- Corporate sponsors

- Healthcare/Insurance Companies
- Memorial Benches
- School District
- Service Groups
- State Parks
- Chumash Tribal Council
- Salinan Tribal Council
- Grizzly Academy
- Nonprofits
- Veteran Groups
- YMCA
- Youth Sports/Clubs/Groups

Key Issues and Values

- Values
 - Parks as an asset to community*
 - Embrace outdoor recreation as a lifestyle
 - County of San Luis Obispo Parks and Recreation as a destination*
 - Be “in tune” and supportive of what the public wants
 - Financial-driven decisions for long term growth*
 - Connectivity throughout County*
 - Continued maintenance for existing trails*
 - Greater resources and communication to rural areas*
- Issues
 - Lack of financial resources dedicated to parks and rec*
 - Demographic changes bring uncertainty to future of sports (golf?)
 - Political relationships between other government entities need improvement*
 - Security and safety in parks (such as lighting)*
 - Environmental protections, climate change, noise and light pollution
 - Need for family-friendly parks and programs*
 - Lack of safe access to parks*
 - Drought conditions

Top Parks and Recreation Priorities

- Collaboration
 - Collaborate between cities and county to achieve consistent vision*
 - Connect trails between rural and urban areas
 - Consider forming a special district to ensure funding for projects*
 - Prioritize projects with feedback from community to provide equitable level of service across rural and more developed areas*
 - Develop strategy for funding including grants, partnerships, sponsorships, and donations*
 - Consider employing Native Americans for interpretive education, connection*

- Education & Marketing
 - Focus on environmental, cultural, and recreation education for next generation*
 - Communicate economic value of parks
 - Market County of San Luis Obispo Parks as multi-day destinations
 - Package multiple activities for a true outdoor experience
- Take Caring of What We Have
 - Continued maintenance of parks and trails and modernizing trails, parks, amenities*
 - Completing projects that have already started
 - Completion of Dairy Creek (El Chorro Regional Park)*
 - Keep open space, wildlands, protection of wilderness prioritized*
- Enhance Internal Operations
 - Need additional staff such as Grant Writer*, Planner*, Rangers, and/or Volunteer Coordinator*
 - Complete new projects (building) with revenue surplus instead of maintenance backlog
 - Continue to expand Reservation System technologies*
 - Find additional revenue for state bond money, grant money, more aggressive taxing efforts*
 - Forecast future land needs by regional areas in order to provide a wide-range of recreational opportunities
- Need better volunteer coordination to truly take advantage of strong community volunteerism*

D. Community Survey Summary

The purpose of this study was to gather public feedback on County of San Luis Obispo parks and recreation facilities, services, and programs. This survey research effort and subsequent analysis were designed to assist the County in planning for future improvements, developments, and services.

The survey was conducted using three primary methods:



In total, 439 invitation surveys were completed through a variety of survey approaches. In addition, 934 open-link surveys were received (completed and partially completed). The invitation sample includes responses gathered from the mailed survey and online invitation sample. The margin of error for the invitation sample is +/- 4.6%.

The analysis herein primarily focuses on responses from the invitation survey. However, invitation sample results are compared to the open-link results throughout the report.

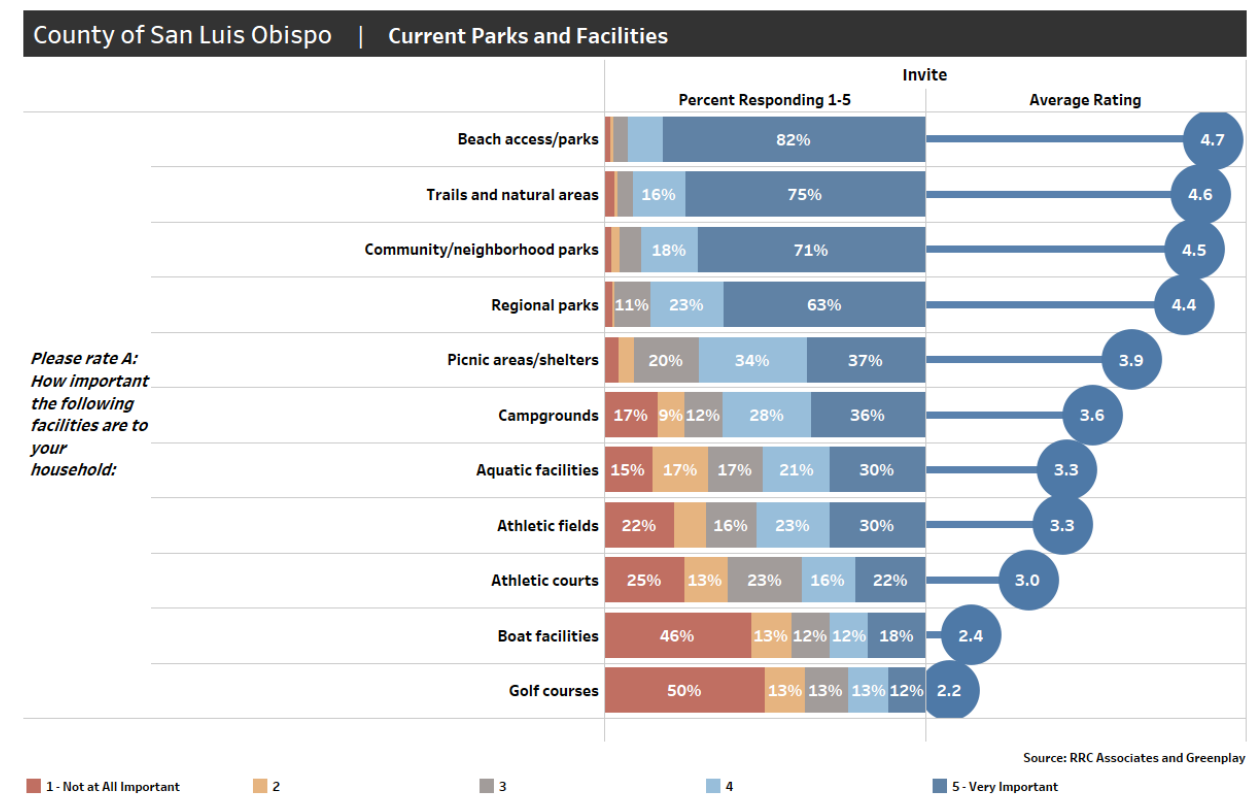
Summary of Survey Findings

The following is a summary of selected questions asked via the survey tool. More information can be found in the survey report and open comment found in **Appendix A and B**, respectively.

Facilities, Programs, Amenities & Services

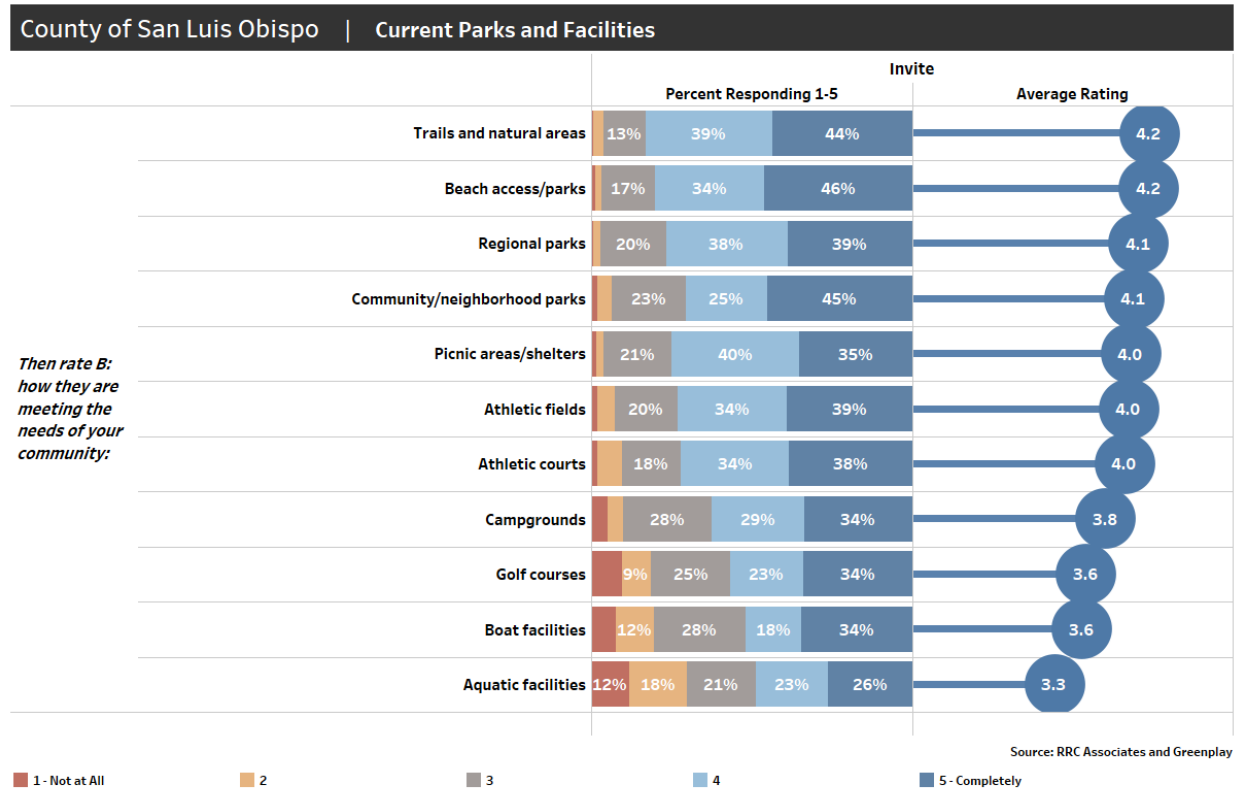
When invitation respondents were asked how important existing facilities are to their household (**Figure 17**), beach access/parks (4.7 average), trails and natural areas (4.6), community/neighborhood parks (4.5), and regional parks (4.4) rise to the top. In contrast, golf courses (2.2), boat facilities (2.4), and athletic courts (3.0) were ranked lower.

Figure 17: Importance of Existing Facilities



When asked to what extent those same facilities are meeting the needs of the County (**Figure 18**), average ratings varied across facilities, but had only a range of 0.9 average rating. Trails and natural areas received the highest average rating (4.2) followed by beach access/parks (4.2), and regional parks and community/neighborhood parks (4.1).

Figure 18: Level of Needs Met By Existing Facilities



An Importance vs. Needs-met Matrix compares the relative importance and degree to which needs are met for each amenity. Scores from invitation respondents are again displayed in the matrix using the mid-points for both questions to divide into four quadrants. **Figure 19** describes each of the quadrants within the matrix, and **Figure 20** is the matrix. A red oval has been input on the matrix for added clarity. Amenities that exist within this oval are considered areas where the County should continue operations as is for the time being. Amenities that lie outside of the circle should be considered as opportunities or areas for improvement.

Figure 19: Interpreting the Importance vs. Needs-met Matrix

**High Importance/
Low Needs Met**

These are key areas for potential improvements. Improving these facilities would likely positively affect the degree to which community needs are met overall.

**High Importance/
High Needs Met**

These amenities are important to most respondents and should be maintained in the future, but are less of a priority for improvements as needs are currently being adequately met.

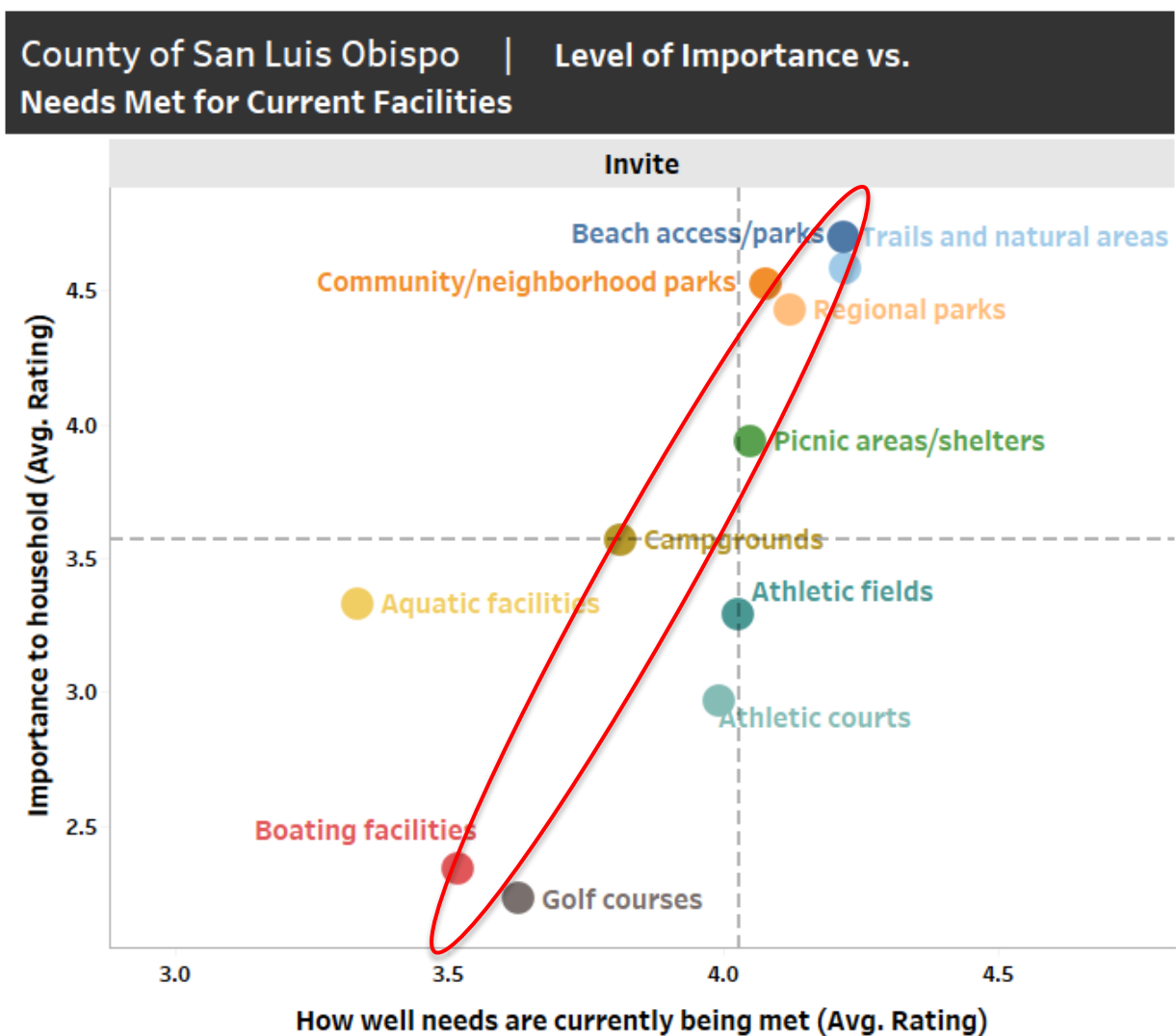
These “niche” facilities have a small but passionate following, so measuring participation when planning for future improvements may prove to be valuable.

**Low Importance/
Low Needs Met**

Current levels of support appear to be adequate. Future discussions evaluating whether the resources supporting these facilities outweigh the benefits may be constructive.

**Low Importance/
High Needs Met**

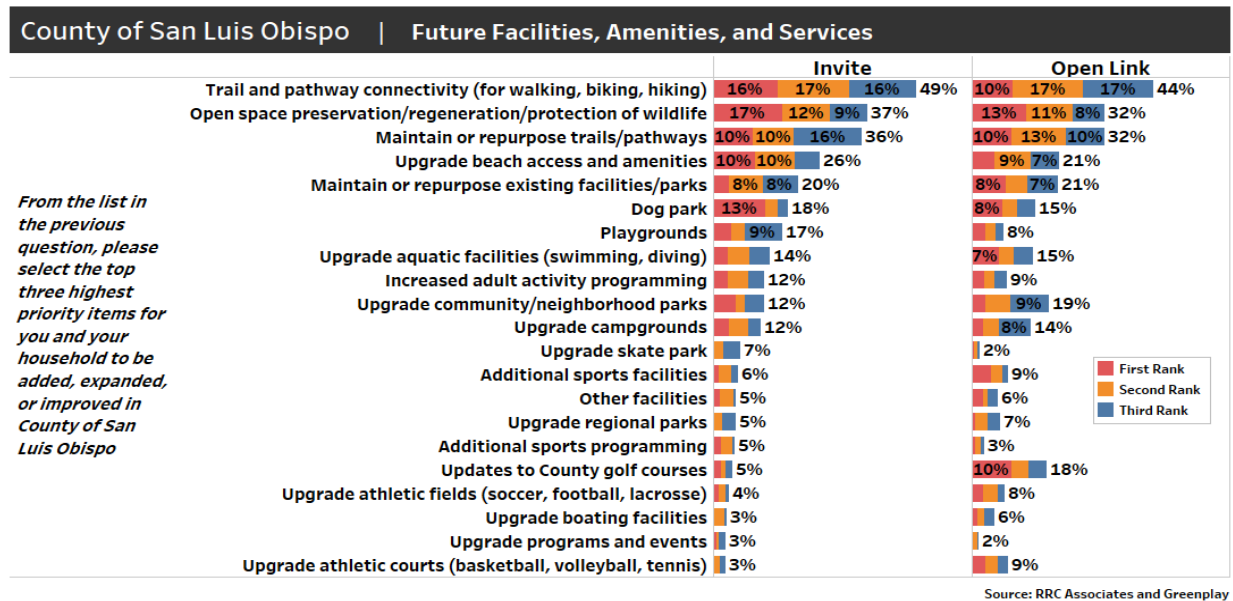
Figure 20: The Importance vs. Needs-met Matrix



Source: RRC Associates and Greenplay

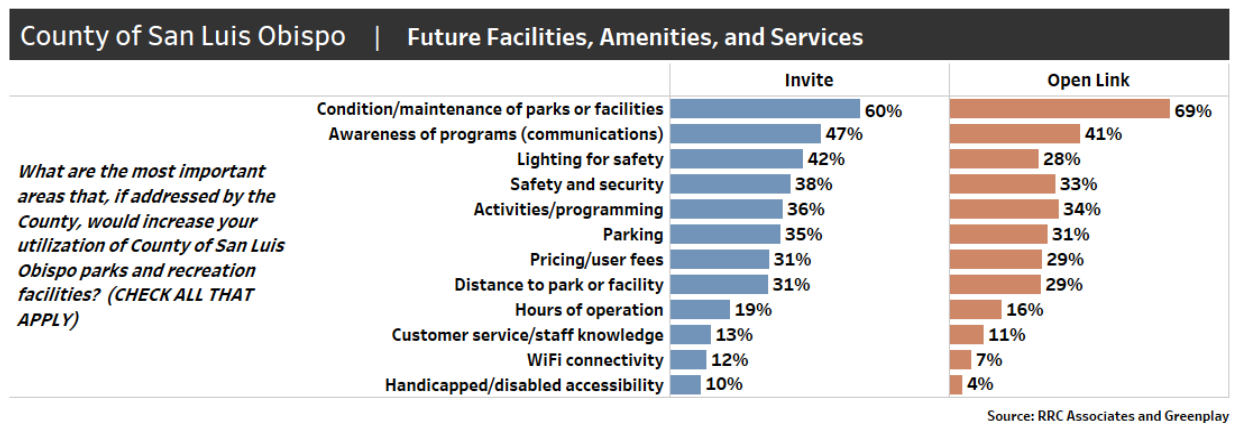
When asked to select their top three priorities for the County of San Luis Obispo to add/expand/improve (**Figure 21**), invitation respondents were most likely to report trail and pathway connectivity (16% first priority; 49% total), open space preservation (37% total), and maintaining or repurposing trails/pathways (36%). Open link respondents are similar in their priorities.

Figure 21: Priorities to Add, Expand, and Improve



When asked what factors would increase their usage of County of San Luis Obispo facilities (**Figure 22**), invitation respondents were most likely to highlight condition/maintenance of parks or facilities (60%), awareness of programs (communications) (47%), and lighting/safety and security (42% and 38%). Respondents were less likely to choose handicapped/disabled access (10%), WiFi connectivity (12%), and customer service/staff knowledge (13%).

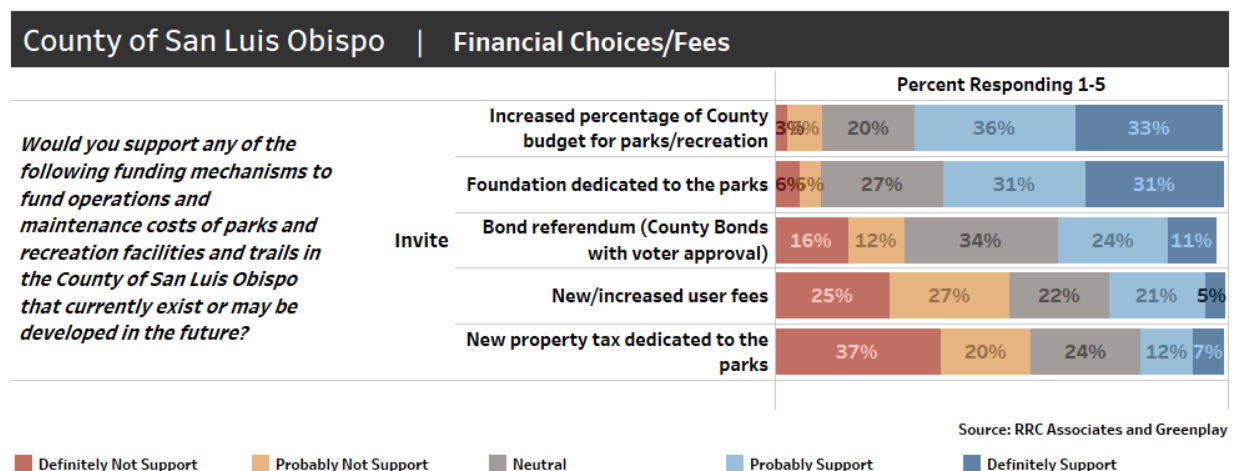
Figure 22: Factors that Would Increase Usage



Financial Choices/Fees

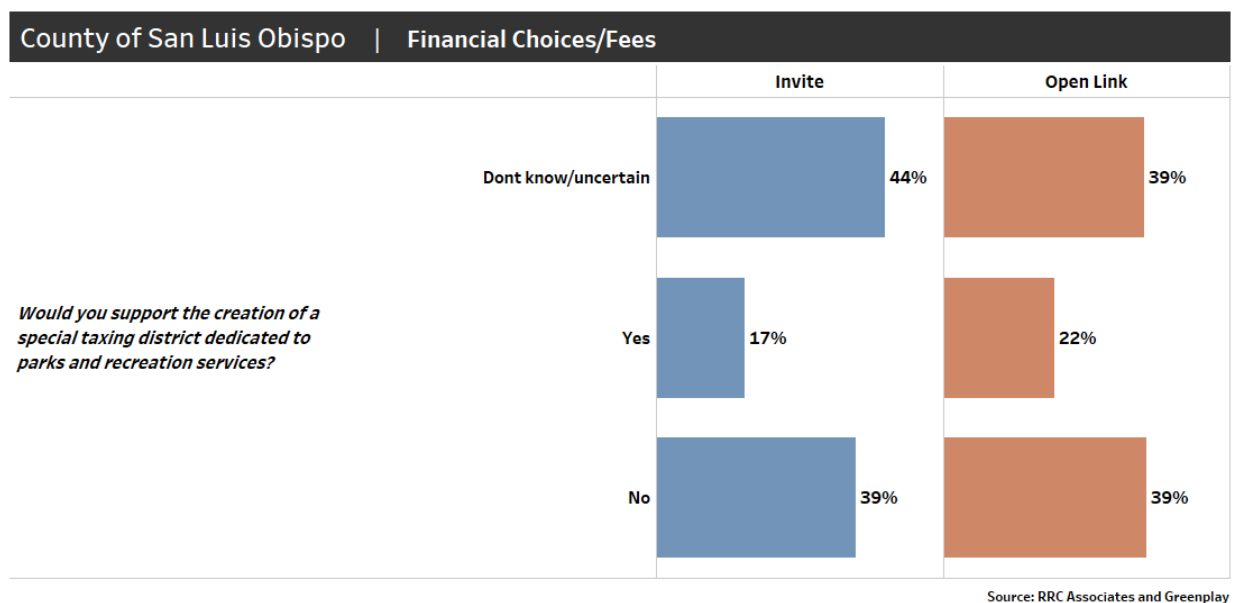
When asked about supporting funding mechanisms (**Figure 23**), invitation respondents were most supportive of increased percentage of County budget for parks/recreation (69% would support) and a foundation dedicated to parks (62% would support). Invitation respondents were less supportive of a new property tax for parks (19% would support), new/increased user fees (26% would support), and a bond referendum (35% would support).

Figure 23: Level of Support for Funding



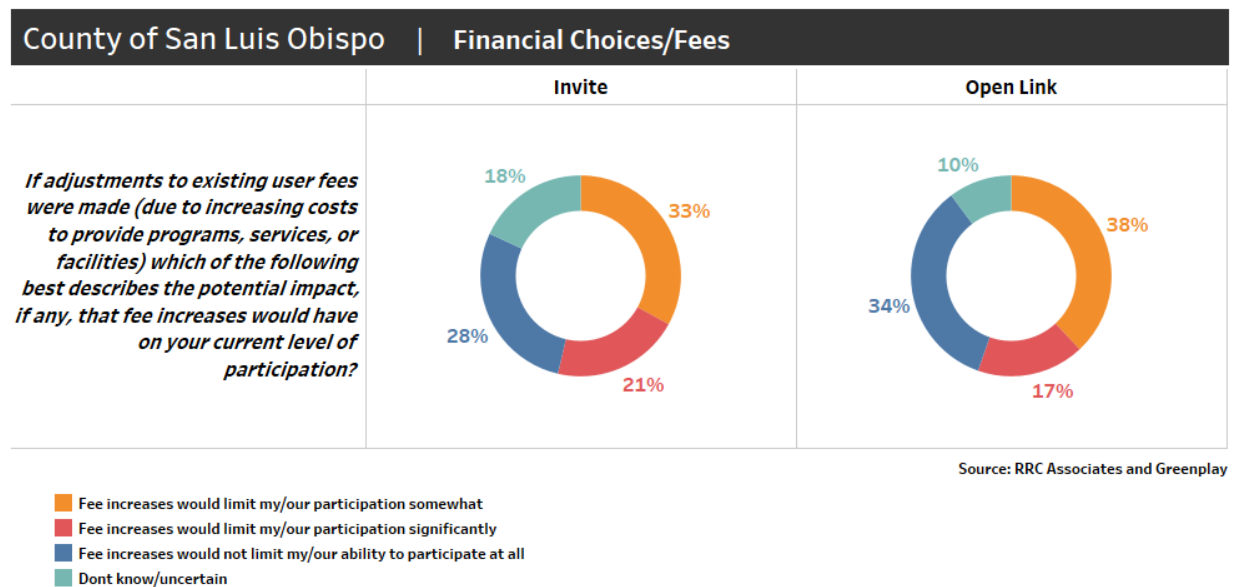
When asked about creation of a special taxing district dedicated to parks and recreation services (**Figure 24**), only 17 percent would currently support it at this time. In total, 44 percent of invitation respondents were uncertain, and 39 percent would not support. Open link respondents had a similar trend.

Figure 24: Support for a Special Tax District



When asked about whether increased fees would impact participation (**Figure 25**), 28 percent of invitation respondents stated it would not limit their participation, with 33 percent limiting somewhat and 21 percent limiting significantly. Eighteen percent (18%) of respondents stated that they were uncertain if a fee increase would change their participation. Open Link results were similar with slightly higher proportion of respondents not impacted (34%).

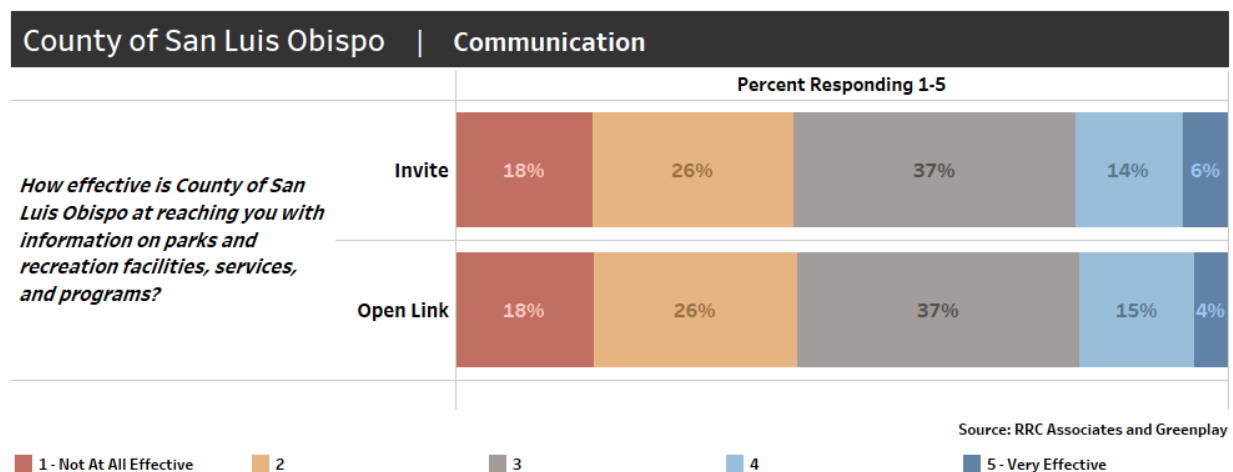
Figure 25: Impact of Fee Increases



Communication

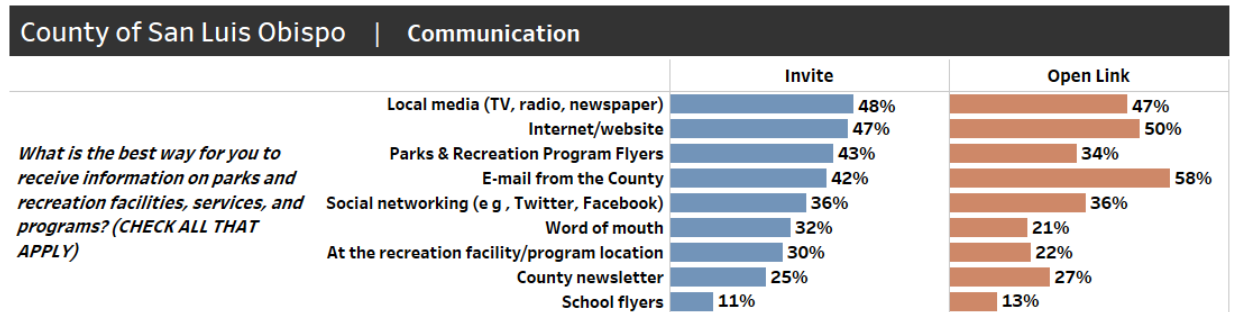
Communication effectiveness of the County of San Luis Obispo was rated on a scale of 1 = “not at all effective” to 5 = “very effective.” (**Figure 26**) In total, 20 percent of invitation respondents rated their communication as effective (rated 4 or 5) and 19 percent of open link respondents. Forty-four percent (44%) of invitation and open link respondents rated communication as not effective with 37 percent rating it as moderately effective.

Figure 26: Effectiveness of Communication Efforts



Respondents indicated local media (TV, radio, newspaper) (48%), internet/website (47%), and parks and recreation program flyers (43%) as the best avenues to receive information (**Figure 27**). Least important areas to receive information were school flyers (14%), County newsletter (25%), and at the recreation facility/program location (30%).

Figure 27: Best Way to Receive Information



Source: RRC Associates and Greenplay

THIS PAGE INTENTIONALLY LEFT BLANK

III. Community Needs Analysis

A. Inventory

An inventory of parks and facilities was conducted from March to May of 2018. County data was compiled and paired with information collected from local governments. The inventory is intended to show the parks and recreation infrastructure within the Department's service profile and utilized to help determine the equity of access and service provision throughout the county. Having a deep understanding of the physical layout of the system will also strengthen the Department's ability to prioritize projects, focus on partnership opportunities, and better utilize County resources.

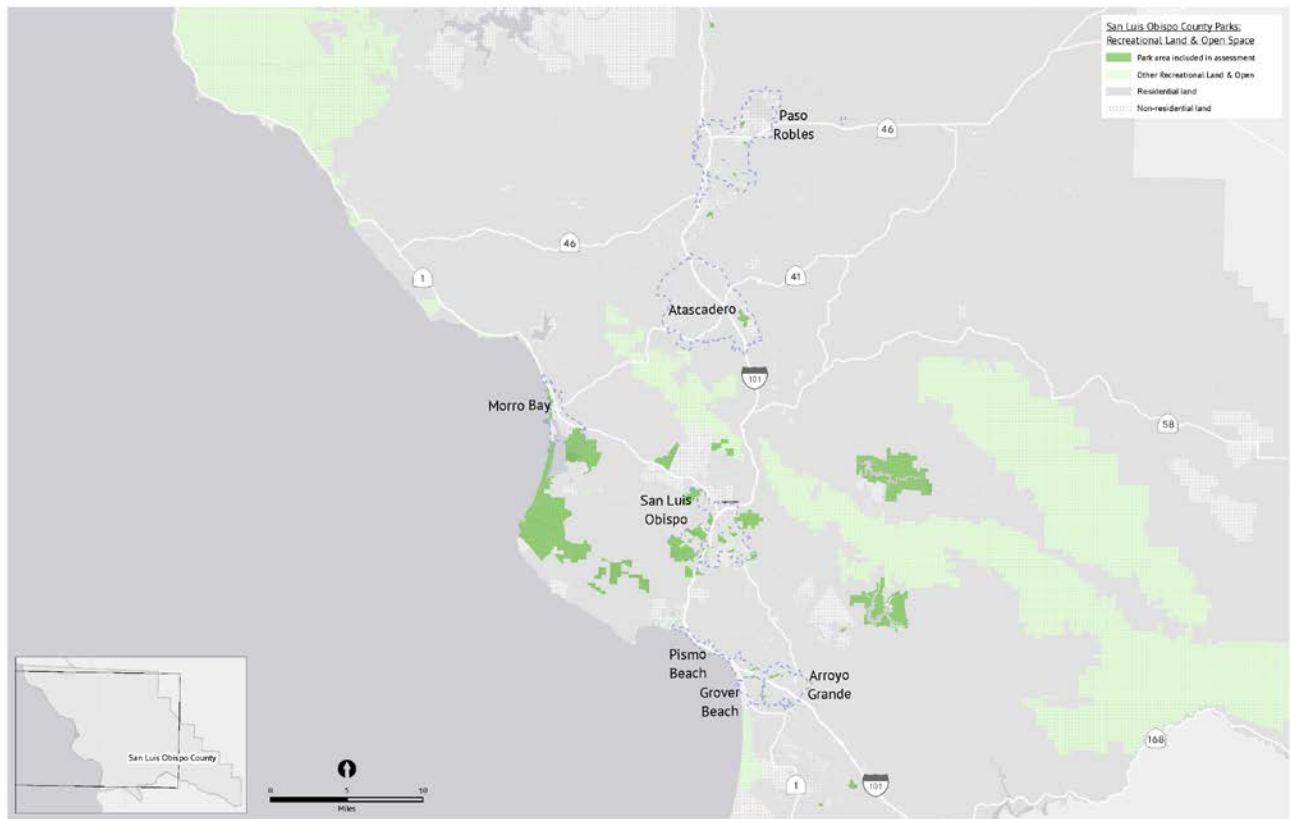
B. Level of Service Analysis

Current Conditions

The Parks and Recreation Element includes level of service standards for parks based on population and park type for the entire county. These standards identify the number of acres of parkland per 1,000 people and function as a goal for the County to plan toward. As a minimum, for Neighborhood/Community Parks, there is a goal of 3 acres/1,000 people, a goal of 5-10 acres/1,000 people for Regional (Urban) Parks, and the goals vary and are undefined for other recreational facilities including Regional (Rural) Parks, Golf Courses, Trails and Staging Areas, and Special Places. An analysis was completed and these standards were compared against the current existing parks within the County with the 2015 County population of 276,375 people and projected 2050 county population of 320,482. **Figure 28** shows the park areas used in this assessment.³

³ All mapping resources within this section can be found in a larger format in **Appendix C**.

Figure 28: County-wide Land Use Map



Level of Service

Within the Parks and Recreation Element, each County-owned park is broken into “park acres” or “natural area acres,” but for the purposes of the needs analysis, the total acreage of both park and natural areas was combined. **Table 7** summarizes the results of the level of service based on population data within the County, including incorporated cities.

At the time of this report, data for the City of Atascadero was unavailable and is not included in the table. The table also identifies the acreage for all known planned park projects that will be built in the future for the County only. Future project information for the incorporated cities was not available.

Table 7: Population Based Level of Service

Current Population-Based Level of Service										
Park Type	Existing Acreage	Planned Acreage	Planned + Existing Acreage	Projected 2015 County Population	Existing LOS (Acres/1,000 ppl)	Existing + Planned LOS (Acres/1,000 ppl)	Standard (Acres/1,000 ppl)	Calculated Need (Acres)	Deficiency (acres) Based on Existing Parks	Deficiency (acres) Based on Existing + Planned Parks
Golf Course	676		676	276,375	2.45	2.4	N/A	N/A	N/A	N/A
Neighborhood/Community	600	39	639	276,375	2.2	2.3	3	829	230	190
Regional Rural	8689		8689	276,375	31.4	31.4	N/A	N/A	N/A	N/A
Special Place	17376		17376	276,375	62.9	62.9	N/A	N/A	N/A	N/A
Trail	62		62	276,375	0.23	0.23	N/A	N/A	N/A	N/A
Urban Regional Park	793	82	875	276,375	2.9	3.2	7.5	2073	1279	1197

Projected Population-Based Level of Service										
Park Type	Existing Acreage	Planned Acreage	Planned + Existing Acreage	Projected 2050 County Population	Existing LOS (Acres/1,000 ppl)	Existing + Planned LOS (Acres/1,000 ppl)	Standard (Acres/1,000 ppl)	Calculated Need (Acres)	Deficiency (acres) Based on Existing Parks	Deficiency (acres) Based on Existing + Planned Parks
Golf Course	676		676	320,482	2.11	2.1	N/A	N/A	N/A	N/A
Neighborhood/Community	600	39	639	320,482	1.9	2.0	3	961	362	322
Regional Rural	8689		8689	320,482	27.1	27.1	N/A	N/A	N/A	N/A
Special Place	17376		17376	320,482	54.2	54.2	N/A	N/A	N/A	N/A
Trail	62		62	320,482	0.19	0.19	N/A	N/A	N/A	N/A
Urban Regional Park	793	82	875	320,482	2.5	2.7	7.5	2404	1610	1528

The results of the level of service analysis based on population standards indicate there is currently a shortage of parks, including both “park acres” and “natural area acres” based on the goals in the Parks and Recreation Element and an even larger deficiency when the projected population is considered.

In addition to population-based level of service standards, it is important to understand how these parks are distributed throughout the county, and how people access amenities within the system – by vehicle or on foot. For this analysis, it was assumed that cars utilize the roadway networks and travel at posted roadway speeds. If someone was walking to a park, their average walking speed would be around 2.5 miles per hour. Assumptions were made based on what was considered a reasonable time commitment of someone to traveling to a park. It was assumed that anyone visiting a Regional Rural Park, a Golf Course, Trails, and Staging Areas, as well as Special Places would only be driving to their destination. These assumptions are listed in **Table 8** and were used in the travel shed maps.

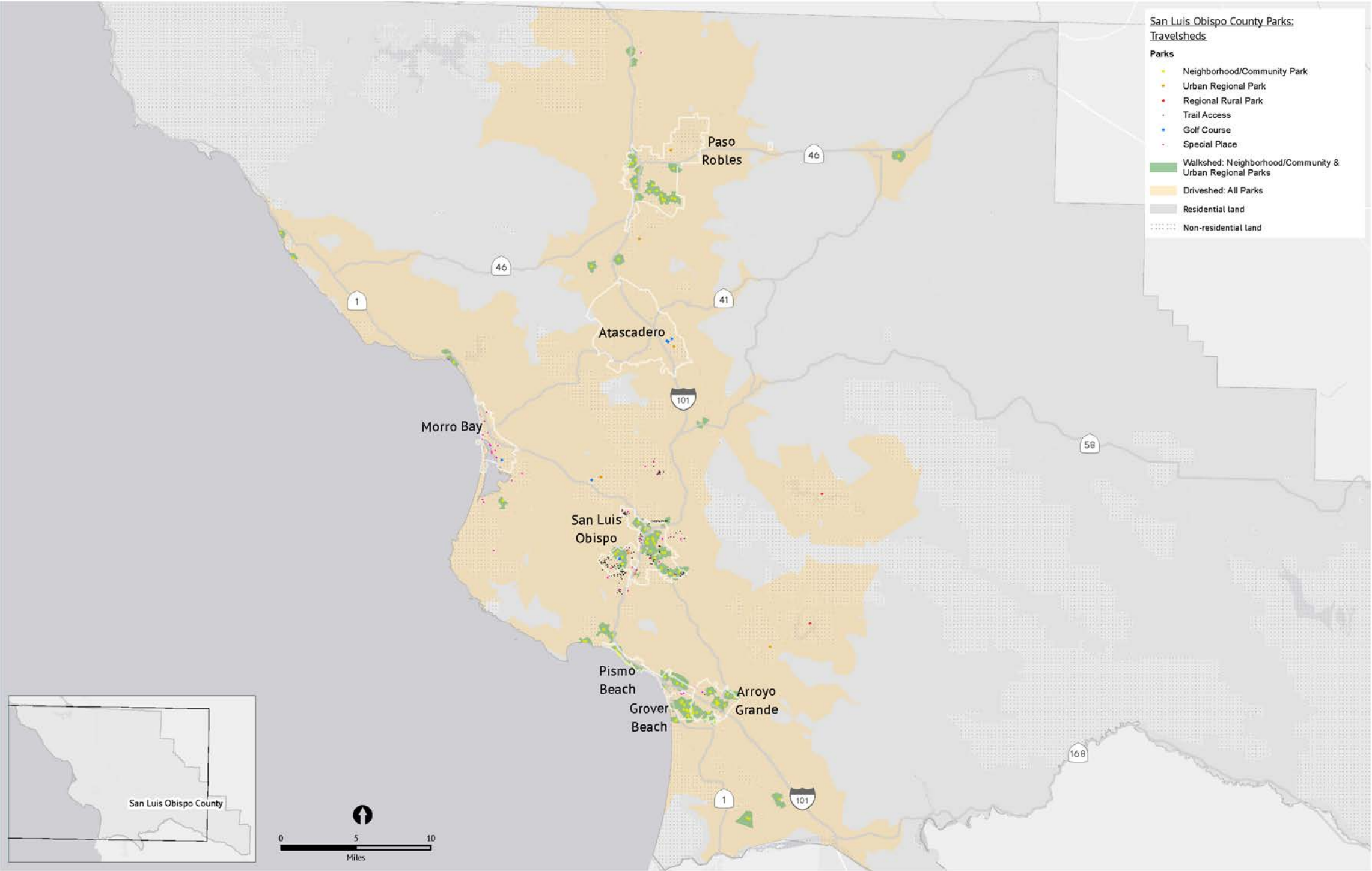
Table 8: Level of Service – Geographical Analysis Assumptions

Park Type	Walk Time	Drive Time
Neighborhood/Community Park	10 minutes	5 minutes
Regional (Urban) Park	15 minutes	7.5 minutes
Regional (Rural) Park	N/A	10 minutes
Golf Courses	N/A	15 minutes
Trails and Staging Areas	N/A	15 minutes
Special Places	N/A	20 minutes

The County-wide map (**Figure 29**) provides information on where parks and other recreational facilities are located throughout the county, and shows drive- and walksheds within the system. A large portion of the eastern side of the County is occupied by National Forest Service and Wilderness land with a few State Parks and Beaches along the coast which all provide varying levels of recreation opportunities, but are not necessarily considered in the geographical analysis. Looking at this figure, the Department is providing a high level of accessible recreation to its community.

THIS PAGE INTENTIONALLY LEFT BLANK

Figure 29: Geographical Level of Service



Based on these travel sheds for driving and walking, an analysis of the population served was completed and summarized in **Table 9**.

Table 9: Level of Service – Geographical Distribution of Population Served

Park Type	Population Served per Travel Shed					
	Walking			Driving		
	Projected Current	Projected 2050	Population Growth in Travel Shed	Projected 2015	Projected 2050	Population Growth in Travel Shed
Neighborhood/Community Park	19,240	22,214	15.5%	15,655	65,487	16.2%
Regional (Urban) Park	429	501	16.8%	23,265	27,122	16.6%
Regional (Rural) Park	N/A	N/A	N/A	4,682	5,406	15.5%
Golf Courses	N/A	N/A	N/A	120,726	142,221	17.8%
Trails and Staging Areas	N/A	N/A	N/A	90,818	106,007	16.7%
Special Places	N/A	N/A	N/A	110,142	128,771	16.9%
<i>Population Data Sources: US Census; San Luis Obispo Council of Governments Regional Growth Forecast San Luis Obispo County, Beacon Economics 2017; San Luis Obispo County Department of Planning and Building. Note: All projections include persons in group quarters.</i>						

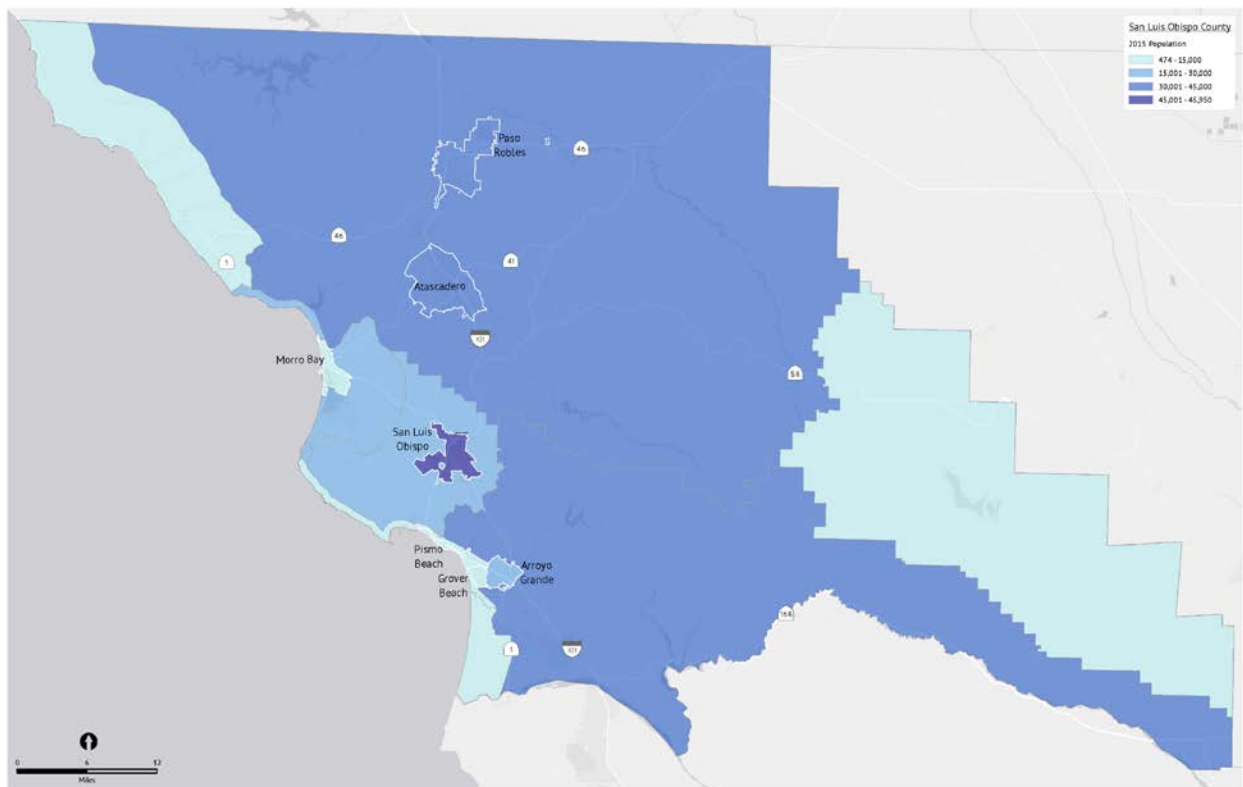
This summary also utilized 2015 and 2050 population projections allocated to current 2015 residential land use data from the 2050 Regional Growth Forecast (**Table 10**).

Table 10: 2015 SLOCOG Land use Categories – 2050 Regional Growth Forecast

Land Use Name	Residential	Land Use Name	Residential
Rural Residential	Yes	Special Use (Major Facility)	No
Estate Residential	Yes	Public Facility	No
Very Low Density Residential	Yes	Road	No
Low Density Residential	Yes	Agriculture	Yes
Medium Density Residential	Yes	Winery	No
Med-High Density Residential	Yes	Rural Lands	Yes
High Density Residential	Yes	Recreation	No
Very-High Density Residential	Yes	Open Space	No
Mobile Home Park	Yes	Riparian Corridor	No
Senior Housing	Yes	Special Use (Major Facility)	No
Student Housing	Yes	Public Facility	No
Specific Planning Area	Yes	Road	No
Commercial Retail	No	Agriculture	Yes
Office	No	Winery	No
Tourist Accommodation	No	Rural Lands	
Religious Facility	No		
Community Center	No		
Business Park	No		
Commercial Services	No		
Light Industrial	No		
High Industrial	No		
Mixed-Use	Yes		
School	No		
College or University	No		

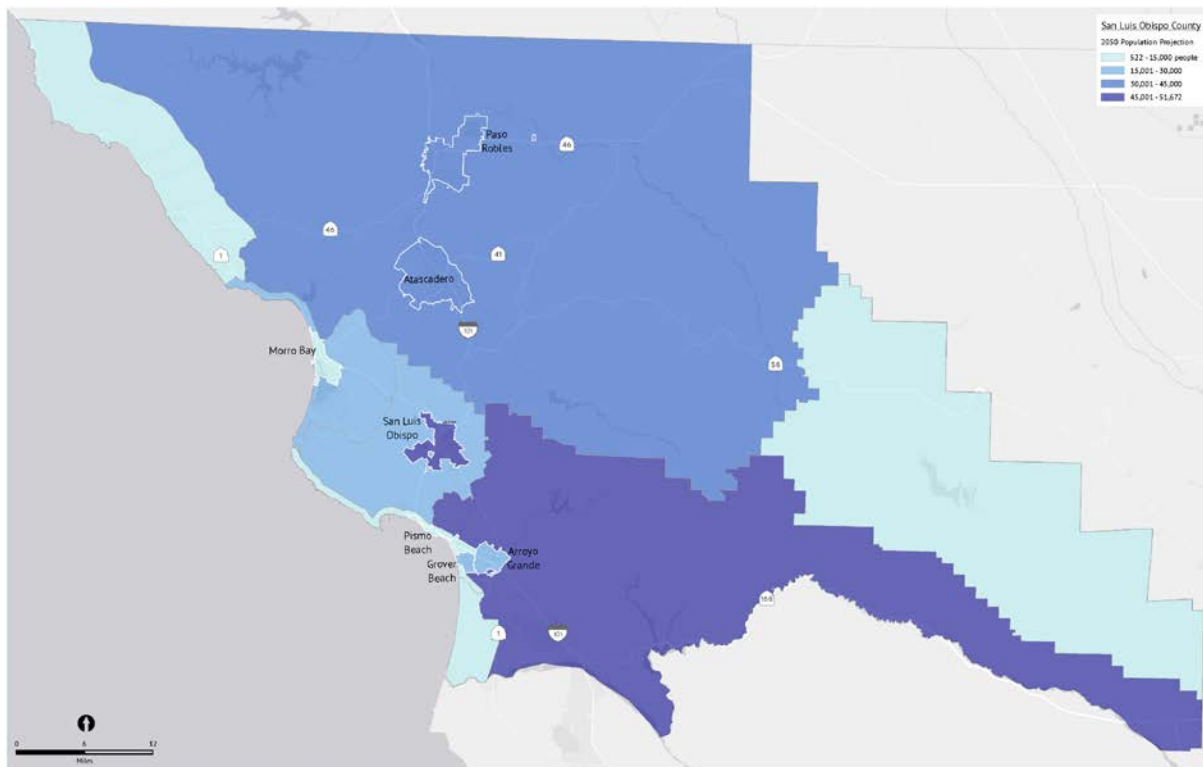
It is the Department's goal to provide parks that are well distributed and accessible; increasing the number of residents that can walk or bike to a park as new parks are developed. This does not mean that Department is the sole provider of parks and trails within the county, and should look at future opportunities with other alternative providers and government agencies to increase the access and connectivity to parks and trails based on where the population centers of the county are. Estimated 2015 and 2050 population maps are included in **Figure 30 and 31**, respectively.⁴

Figure 30: Estimated 2015 Population Distribution



⁴ At the time of this report, data for the city of Atascadero was unavailable and is not included in the maps. This analysis represents a snap-shot in time.

Figure 31: Estimated 2050 Population Distribution



Level of Service Recommendations

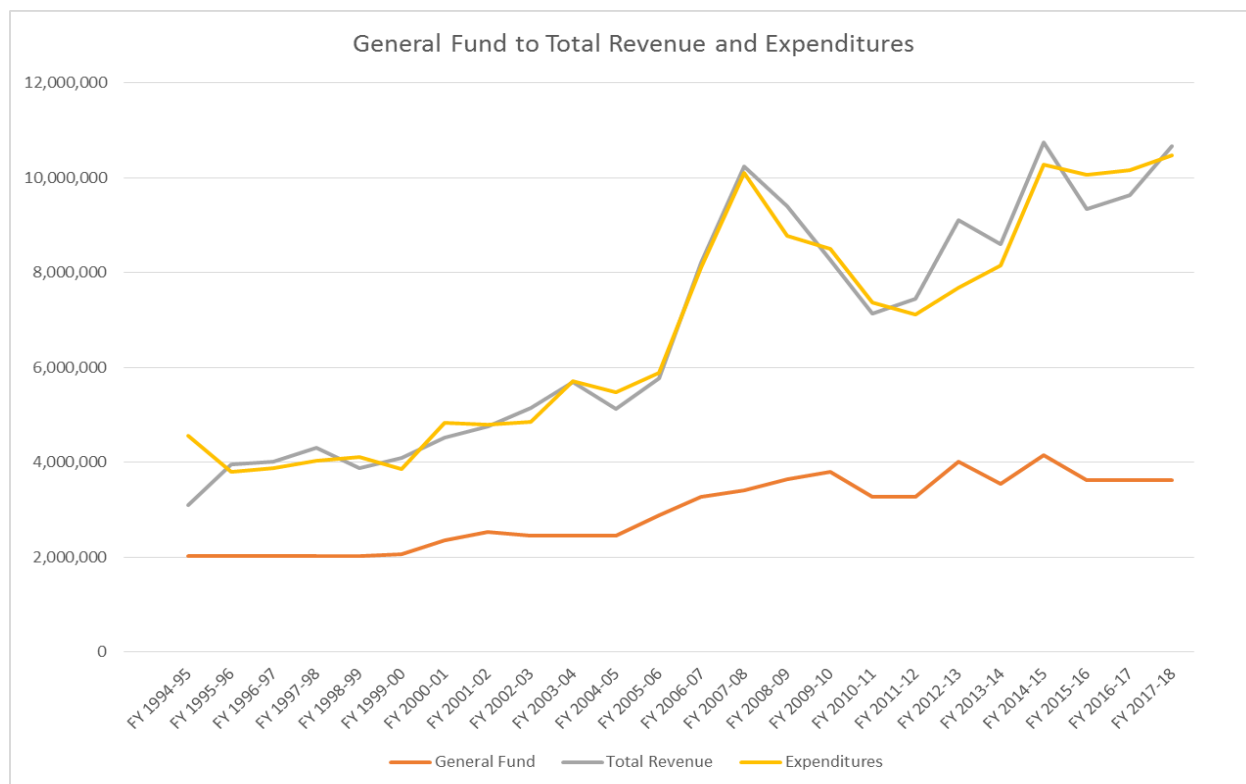
1. Prioritize development localities or areas that fall below the LOS Standards as identified in the Parks and Recreation Element.
2. Prioritize opportunities that may increase access to the system. These may include neighborhood developments such as road/bridge crossings or larger, regional opportunities like trail connection between parks and amenities.
3. Identify vacant or potential developable areas of land near residential land uses where there are gaps in the travelshed network to create new parks and thereby increase access to parks.
4. Prioritize components based on the community outreach.
5. Analyze operations and maintenance strategies on a yearly basis.
6. Ensure that the system continues to develop and incorporate ADA compliance opportunities.

C. Operational/ Financial Analysis

Current Circumstances

The Department operates an annual budget of approximately \$12 million. They are a Special Revenue Fund that receives some General Fund from the County budget, and are often left to “compete” with other services for tax dollars. The Department is guaranteed some General Fund support, but it relies on its ability to generate revenues, through programs and services, to cover the remaining expenditures. **Figure 32** depicts the relationship between General fund support to revenues and expenditures within the Department.

Figure 32: Department's Total Revenue and Expenditures and General Fund Support



The General Fund has increased over the last 15 to 20 years, but not incrementally or in proportion to the expenditures of the Department; placing more pressure on the service profile of the Department to fill the gap created. Given the service profile, the Department does a great job to maximize its resource in providing recreational services that the community appreciates and values. While this model is not wrong, and the Department is currently able to generate funds to recover these costs, it is not a sustainable long-term strategy, because of the rising cost of doing business in park and recreation, scenarios outside of the Department's control (ex. drought or fire), and the volatility of the consumer market.

Prioritization of Projects

Without the ability to complete every project, the Department faces pressures from the community to communicate its decision making, prioritization, or budgeting process. In order to communicate with more transparency, the Department should look for ways to formalize its decision making process. This process should be flexible, with the understanding that projects need to be reviewed on a yearly basis and opportunities may change over time. If a project becomes a priority, it does not make it more important than another. A "priority" project should be seen as one where the Department, and community, has significant opportunity to implement the project from start to finish.

It is challenging to define a ranking system in this situation, because of evolving key issues and changing demographics. What is a priority today may not be a priority in five years. There is no right answer, but the Department should take into consideration the following when determining a system of prioritization:

- Safety Issues/ADA Compliance
- Core services
- Available funding – is it dedicated and/or reoccurring?
- Need and/or demand for service
- Ability to generate revenue for the Department
- Ability to partner
- Potential impact (cost/benefit) to the Department and to the County
- Equitable investment support for all aspects of the Department’s responsibilities
- Target segments being served

Considering each of these aspects during a yearly review of projects will help ensure that the Department’s actions, as well as the Parks and Recreation Commission’s recommendations, are in line with the community.

Funding Opportunities

The Department does not have a dedicated funding source outside of a few opportunities. For example, golf operations are an enterprise fund, and there is development funding available to the Department, but due to the County’s size and the make-up of localities it is challenging to determine the equity in distributing that funding.

At the time of this study, the Department was undergoing a Cost Recovery and Services Assessment Study to align its fee strategies with the market and the community. The Cost Recovery Study is separate from this document.

This section focuses on larger funding strategies and types that the Department can look toward developing. These strategies were identified with the staff, and were categorized in four levels:

- Level 1 – Currently uses, or could easily be used (Currently used mechanisms do not appear in this report)
- Level 2 – Would definitely consider as opportunities
- Level 3 – Would possibly consider as opportunities
- Level 4 – Would not consider (this level does not appear in this report)

A complete list of the Levels 1 – 4 can be found in **Appendix D**. Full descriptions of each mechanism were distributed to staff. In the short-term, the Department should look at the opportunities in Level 1 which were labeled as “Could Easily Use.” Level 1 opportunities, included:

Corporate Sponsorships

This revenue-funding source allows corporations to invest in the development or enhancement of new or existing facilities in park systems. Agencies can solicit this revenue-funding source themselves or work with other agencies that pursue and use this type of funding. Sponsorships are often used for programs and events.

Advertising Sales

Advertising sales are a viable opportunity for revenue through the sale of tasteful and appropriate advertising on agency-related items such as program guides, scoreboards, dasher boards, and other visible products or services. Current sign codes should be reviewed for conflicts or appropriate revisions.

Crowdfunding

Crowdfunding is the practice or venture by raising small amounts of money from a large number of people, typically via the internet. Parks and recreation agencies are beginning to incorporate crowdfunding efforts alongside traditional fundraising strategies. NRPA has implemented a Fund Your Park crowdfunding platform.

General Purpose or Operating Grants

When a grant maker gives an agency an operating grant, it can be used to support the general expenses of operations. An operating grant means the fund provider supports the agency's overall mission and trusts that the money will be put to good use.

Management or Technical Assistance Grants

Unlike most project grants, a technical assistance grant does not directly support the mission-related activities of the agency. Instead, they support the agency's management or administration and its associated fundraising, marketing, and financial management needs.

Program-Related Investments (PRIs)

In addition to grants, the Internal Revenue Service allows foundations to make loans—called Program-Related Investments (PRIs)—to nonprofits. PRIs must be for projects that would be eligible for grant support. They are usually made at low or zero interest. PRIs must be paid back to the grant maker. PRIs are often made to organizations involved in building projects.

Private Grant and Philanthropic Agencies

Many resources are available which provide information on private grant and philanthropic agency opportunities. A thorough investigation and research on available grants is necessary to ensure mutually compatible interests and to confirm the current status of available funding.

Public/Private Partnerships

Partnerships and collaborative agreements allow County Parks to effectively and creatively expand park and recreation services to address a wide range of community needs. Such agreements allow project capital and maintenance costs to be shared by the partners. Working partnerships have been developed over the years between the County and local school districts, cities, and special districts. Effective partnerships can make more effective use of tax dollars.

Seed Money or Start-up Grants

These grants help a new organization or program in its first few years. The idea is to give the new effort a strong push forward, so it can devote its energy early on to setting up programs without worrying constantly about raising money. Such grants are often for more than one year, and frequently decrease in amount each year.

Naming Rights

Many agencies throughout the country have successfully sold the naming rights for newly constructed facilities or when renovating existing buildings. Additionally, newly developed and renovated parks have been successfully funded through the sale of naming rights. Generally, the cost for naming rights offsets the development costs associated with the improvement. People incorrectly assume that selling the naming rights for facilities is reserved for professional stadiums and other high profile team sports venues. This trend has expanded in recent years to include public recreation centers and facilities as viable naming rights sales opportunities.

Naming rights can be a one-time payment or amortized with a fixed payment schedule over a defined period of time. During this time, the sponsor retains the “rights” to have the park, facility, or amenity named for them. Also during this time, all publications, advertisements, events, and activities could have the sponsoring group’s name as the venue. Naming rights negotiations need to be developed by legal professionals to ensure that the contractual obligation is equitable to all agents and provides remedies to change or cancel the arrangements at any time during the agreement period.

Grants

Grants are available from local, state, and federal agencies as well as from foundations and corporations. Matching funds for grants can be provided by additional grant funding, volunteer hours, donations, in-kind services and/or other revenue sources. Grants are usually limited to capital projects and major maintenance construction; they typically may not be used for ongoing maintenance.

Capital Improvement Fees

These fees are on top of the set user rate for accessing facilities such as sport and tournament venues and are used to support capital improvements that benefit the user of the facility.

Dog Park Fees

These fees are attached to kennel clubs who pay for the rights to have dog park facilities for their own exclusive use. Fees are on the dogs themselves and/or on the people who take care of other people’s dogs.

Flexible Fee Strategies

This pricing strategy would allow an agency to maximize revenues during peak times and premium sites/areas with higher fees and fill in excess capacity during low use times with lower fees to maximize play.

Catering Permits and Services

This is a license to allow caterers to work in the park system on a permit basis with a set fee or percentage of food sales returning to the agency. Also, many agencies have their own catering service or authorized provider list and receive a percentage of dollars from the sale of food.

Developer Conditions

A discretionary development issued by the County may condition a project to provide land, amenities, or facilities consistent with the Parks and Recreation Element. In addition, County Parks may serve as a bank (site) to accept a developer’s mitigation, such as trees and habitat restoration, when appropriate.

Surplus Sale of Equipment by Auction

Agencies often have annual surplus auctions to get rid of old and used equipment, generating additional income on a yearly basis.

Changing Maintenance Standards and Practices/Conservation of Resources

This can be done in multiple ways, but standard and practice should be reviewed in order to determine the most effective strategies.

Operations/Financial Recommendations

1. Develop and communicate yearly prioritization schedule
2. Explore revenue sources identified through the funding analysis
3. Determine appropriateness of partners/sponsors
4. Implement cost recovery strategies identified during the 2018 Cost Recovery Study

D. Programming Analysis

Current Circumstances

The Department offers an array of recreation programs and amenities. These includes dance, health and fitness, aquatics, and special interest programming, but are also supplemented by the multiple activities which happen in their facilities throughout the year.

Based on feedback from the focus groups, public meetings, and survey, the community is satisfied with the diversity and quality of these efforts. The Department has a strong relationship with the community and is looked upon favorably by the community. The County has strong relationships with other service providers and outside organizations, allowing the Department to focus on recreational and experiential programming.

Systems across the country operate in different ways and have different service offerings. Generally speaking, County Parks and Recreation departments provide limited programming and instead focus on larger and less coordinated recreation like hiking trails, regional parks, camping, water access, and other outdoor experiences. Golf courses are also common in county systems, because of their revenue generating ability and need for space. Programming on those spaces are then left to partnering organizations or alternative providers

The Department is unique in that it provides services to a high number of unincorporated areas with relatively high population centers. While unincorporated areas do not receive the same service levels that incorporated areas do, there seems to be an expectation of the Department to provide additional services to these areas. The Department currently provides many smaller parks and playgrounds, skate parks, and dog parks. While these recreational opportunities are vital to each area, they do take operational resources away from other facilities, amenities, and programs that may fall more in line with the Department's key programming.

Further, environmental issues in California have an impact on the Department, specifically its ability to operate and maintain its facilities. Water issues have influenced the redesign of a golf course and are forcing the Department to react to maintenance challenges.

Recreation Programs

While the Department is looked upon favorably in providing programs and activities to the community, there is always an opportunity for improvement to the current system. Areas that have been identified for improvement or reevaluation include:

- Service delivery to participants
- Improvements in marketing and communication
- Build stronger partnerships
- Cultural and special events
- Growing the volunteer programs
- Additional senior programming
- Pickleball
- Increasing opportunities for community events or gathering spaces, like gardens
- Increasing interpretive/educational opportunities to help user better understand and appreciate the land
- Changes in fee structure

The Department does not have the current resources to build additional programming into their service profile in the short-term, and it should not be considered their sole responsibility. That is not to say, though, that steps cannot be taken to influence the recreational services in the County.

The programming areas where the Department would have the largest impact are community events, educational programs, and self-directed activities, like pickleball. Each of these opportunities currently exist in the Department, and are among the fastest growing trends in the recreation industry. The Department does not need to provide these programs directly, but should support their operations on its facilities through partnerships and alternative providers.

A strong short-term opportunity in the Department exists with volunteer opportunities and programs. The Department currently offers these programs to individuals, associations, and clubs, but does not have the dedicated staff required to recruit, train, and manage a larger volunteer base. This also needs to be communicated as there is a perception that the Department does not have volunteer opportunities or does not utilize the volunteer base available.

Pickleball is one of the fastest growing sports in the country, and is becoming an expected amenity or facility, especially with the Baby Boomer population. The Department does offer pickleball courts in the County, but the pickleball community is asking for more. It is hard to gauge the need and desire for additional courts. It is expected that “athletic courts” will appear less important than amenities like trails and parks on the survey, but they are considered as having a high impact to the health and well-being of the community. Considering that pickleball is also somewhat self-directed or offered through alternate providers, the Department could benefit from additional courts in the community. This could be provided through the CIP or fundraising campaigns by partnering organizations or private providers.

Athletic courts are a similar opportunity, but generally directed at a different demographic. While these spaces tend to show lower relative importance in the survey, they are high impact amenities, especially for youth. It does not seem that the community wanted additional fields, but the Department should consider flat green space in their parks as potential sites for fields in the case that additional fields are necessary for practices, pick-up games, or if the community chooses to host athletic tournaments and the Department chooses to partner.

Many special events happen throughout the system. These are usually done through partnerships where the Department provides the land in which the event takes place. These should continue with the partnership and sponsorship policy of the Department being reviewed annually to ensure that the Department's partnerships are mutually beneficial. Given the size and location of the Departments system, larger scale, profitable opportunities like festivals, could be evaluated if desired. This is not to say the Department needs to conduct these events. There are multiple opportunities in which entities can "rent" land from the Department, while handling all the logistics.

Growth in amenities of any kind will result in the need to coordinate and schedule services and activities to mitigate user conflicts. The Department is in the process of increasing its online user experience, and should continue this effort moving forward in regards to athletic courts or facilities.

Programming Recommendations

1. Continue the current programs offered in the service profile.
2. Based on the 2018 Cost Recovery Study, explore opportunities to invest/divest from programs.
3. Develop partnership opportunities in high density service areas to provide services in County facilities.
4. Explore transportation opportunities with other local agencies.
5. Develop volunteer coordinator position and services.
6. Explore opportunities to utilize current staff to meet programming goals (ex. expanding Park Rangers as educational resources.)

E. Marketing/Communication/Service Delivery Analysis

Current Circumstances

During this study, the community seemed unaware of the entire service profile of the Department. Many participants were surprised to learn of the size, location, and breadth of the system, with much focus given on their recreational needs and desire. Though much of this can be contributed to the size of the County, the Department could increase marketing efforts to improve the community's understanding of its services. By increasing efforts toward marketing, the Department could take immediate action to help educate the community, grow participation, and increase its overall advocacy.

Strategic Marketing and Communications

While the Department currently does not have dedicated marketing staff it should be commended for its efforts to date, utilizing available resources and contracting services where appropriate. Department-wide branding is consistent, and the look and feel of many of its communication channels seem to be in line with community desires and expectations; both studies garnered a lot of community attention through an email system which contains information for thousands of community members in the area. This could be taken further by developing messaging or educational campaigns around the Departments core services, targeting its communication, and consolidating marketing efforts.

Marketing and communications is a business function that requires full-time attention and management, but it is often seen as a secondary service that is assigned to a staff member that is perceived to have the time or ability to manage the efforts of an entire Department. While the Department may not have the resources to dedicate staff resources to a larger marketing effort, expanding contracted services remain an option as well. The Department's first step should be to develop a strategic marketing plan, which:

1. Develops a consistent brand for the Department.

The Department already has a brand, or perception. The Department should define how it wants to be perceived and develop strategies that promote that perception. Today, marketing has evolved from a product-focused strategy to an idea or story-focused strategy. People are connecting with brands that tell the best story and with which they identify. The Department is in a unique position by being a public agency, and as such, it already authentically represents its market.

2. Develops goals for the marketing effort as a whole.

These goals should be unique to the Department. One of the biggest mistakes made in marketing is not defining goals that promote the brand, story, and authenticity of an agency. Defining goals that are not unique to the Department will make it difficult to communicate its value to county residents and visitors.

3. Defines target markets and segments.

Defining the target market for the Department goes deeper than "all of the County." Underserved portions of the community were identified in previous sections, as well as demographic segments which are expected to grow. Focusing efforts on market segments streamlines communication, and allows the Department to communicate directly to a select group rather than having its messages muddled when trying to communicate with the County as a whole.

4. Defines the goals for each channel of communication.

Due to the nature of the Department's services, its marketing channels can take on wide-variety of forms, including:

- | | |
|--|-----------------------|
| • Facilities and amenities | • Online media/video |
| • Recreational programming | • Mobile applications |
| • Events, festivals, and concerts | • Online searches |
| • Environmental education and conservation | • Text |
| • Level of service | • Email |
| • Pricing | • Signage/wayfinding |
| • Social media, including the website | • Educational signage |
| • Print media | • Ranger programs |

Each channel, and subsequent goal, should be developed with specific target markets in mind. For example, millennial populations should be engaged through fitness opportunities promoted through mobile applications.

5. Defines the content guidelines for each channel.

Content guidelines should also be developed, so that messages consistently reinforce the brand, story, and goals of the marketing efforts.

6. Defines evaluation methods for marketing efforts.

Lastly, evaluation methods should be based on the brand, segments, goals, and content that is unique to the Department. To establish and reinforce the Department as an authentic brand it needs to focus on evaluating its own efforts. If efforts are evaluated based on other benchmarks, the Department may inaccurately conclude the success or failure of its effort.

Each of the items above can be read as steps of where to start, meaning that if the brand of the Department is not defined, it cannot necessarily evaluate its current efforts. Or if the Department does not have a target market then it cannot evaluate its channels. Without these steps in place, marketing efforts cannot effectively be developed or evolved.

The Department should look for ways to integrate these strategies into its current efforts. Overhauling an organization's branding efforts is a significant undertaking. Since the Department has established branding, and many developed channels, it should start by looking for ways to incorporate some of the opportunities identified by the community:

- Goals could involve community education, specifically regarding historic and cultural heritage of the area, natural resources, programming opportunities, project prioritization/completion, the value parks and services to the community, and the Department's mission and core services.
- Target markets could involve underserved populations, highly engaged users, partners/sponsors, non-users, specific activity groups, etc.
- Content ideas should be based on the goals, targets, and channels, but also involve key messaging of services that the Department offers. "To have fun," "To rest and relax," "To connect with nature," "To enrich my life," and "To exercise for fitness" were all key reasons people gave to visit or engage with the system. Connecting the brand to target users through these ideas is the key to a successful marketing campaign.

Marketing/Communications/Service Delivery Recommendations

1. Explore opportunities to hire or contract marketing service.
2. Develop strategic marketing plan to increase marketing efficiency.
3. Continue to establish platforms for outreach/feedback.
4. Continue to develop multi-cultural opportunities.
5. Further develop cross-marketing opportunities with partners.
6. Continue to develop educational opportunities for the public.


Appendix A: Final Survey Report

THIS PAGE INTENTIONALLY LEFT BLANK

County of San Luis Obispo

Trends Analysis and Needs Survey

April 2018



RRC
ASSOCIATES_{SM}

GREENPLAY_{LLC}
The Leading Edge In Parks, Recreation
And Open Space Consulting

TABLE OF CONTENTS

-  METHODOLOGY & SELECTED FINDINGS
-  DEMOGRAPHICS
-  CURRENT USAGE
-  FACILITIES, PROGRAMS, AMENITIES & SERVICES
-  FINANCIAL CHOICES/FEES
-  COMMUNICATION
-  SUGGESTIONS



METHODOLOGY & SELECTED FINDINGS



INTRODUCTION

The purpose of this study was to gather public feedback on County of San Luis Obispo parks and recreation facilities, services, and programs.

This survey research effort and subsequent analysis were designed to assist the County in planning for future improvements, developments, and services.

METHODOLOGY

The survey was conducted using three primary methods:



The primary list source used for the mailing was purchased from Melissa Data Corp., a leading provider of data with emphasis on U.S., Canadian, and international address and phone verification as well as postal software. Use of the Melissa Data list also includes renters in the sample who are frequently missed in other list sources such as utility billing lists.

METHODOLOGY

In total, 439 invitation surveys were completed through a variety of survey approaches. In addition, 934 open-link surveys were received (completed and partially completed). The invitation sample includes responses gathered from the mailed survey and online invitation sample. The margin of error for the invitation sample is +/- 4.6%.

The analysis herein primarily focuses on responses from the invitation survey. However, invitation sample results are compared to the open-link results throughout the report.



WEIGHTING THE DATA

The underlying data were weighted by age to ensure appropriate representation of San Luis Obispo, CA residents across different demographic cohorts in the sample.



Using U.S. Census Data, the age distribution was adjusted to more closely match the demographic profile of the County of San Luis Obispo.



Due to variable response rates by some segments of the population, the underlying results, while weighted to best match the overall demographics of residents, may not be completely representative of some sub-groups of population.



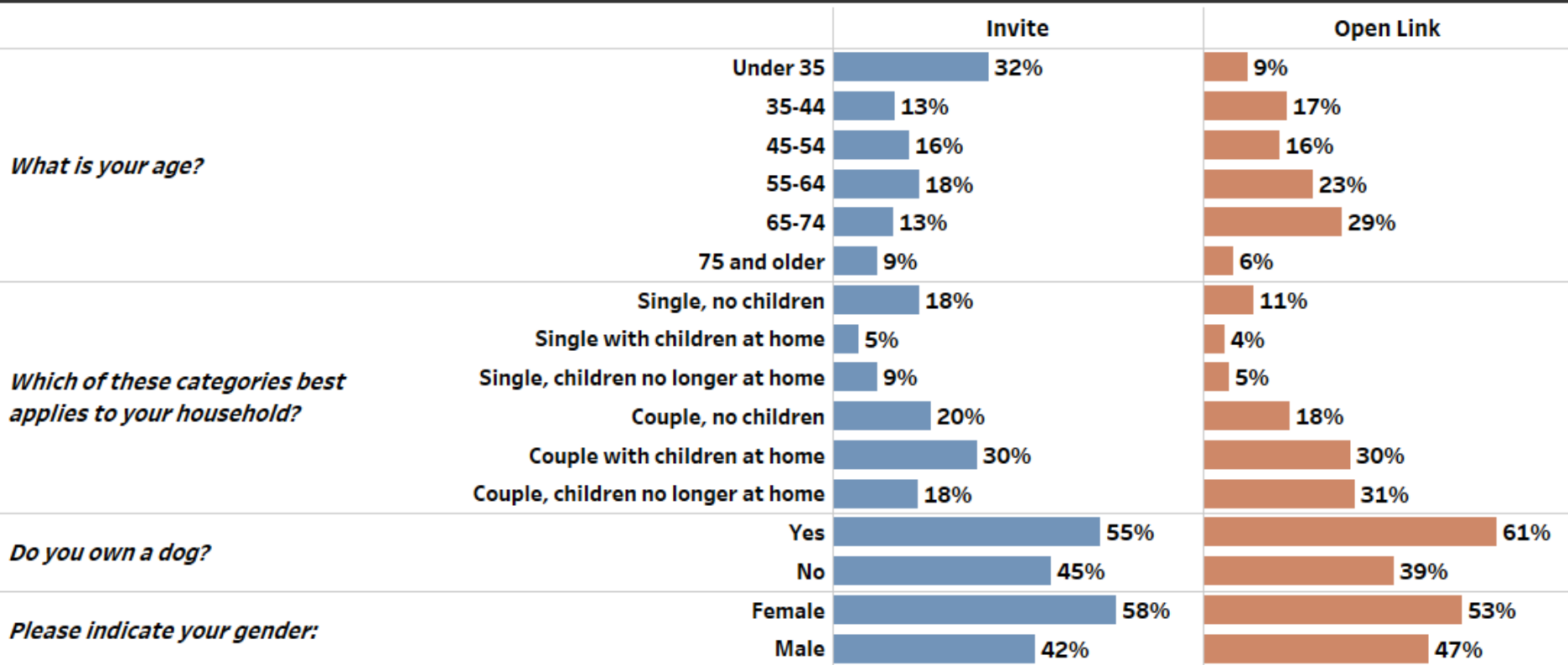
DEMOGRAPHICS



DEMOGRAPHIC PROFILE

Both the invitation and open link sample skews slightly female (58% and 53% respectively). Thirty-two percent of invitation respondents are under 35. A total of 35% of invitation and 34% open link respondents live with children in their household. In addition, 55% of invitation respondents own a dog vs. 61% of open link.

County of San Luis Obispo | Demographics



Source: RRC Associates and Greenplay



DEMOGRAPHIC PROFILE

Forty-six percent of invitation respondent households earn under \$75,000 annually, 18% earn \$75-\$99,999k and 36% over \$100k. 90% of respondents are White, 3% Asian, 1% Native American, and 5% “other” races. Seven percent of respondents are of Hispanic/Latino/Spanish origin. Of invitation respondents, 6% has a household that requires ADA-accessible facilities.

County of San Luis Obispo | Demographics

		Invite	Open Link
<i>Which of these categories best describes the total gross annual income of your household (before taxes)?</i>	Under \$25,000	7%	4%
	\$25,000–49,999	23%	7%
	\$50,000–74,999	16%	20%
	\$75,000–99,999	18%	18%
	\$100,000–149,999	21%	27%
	\$150,000–199,999	6%	14%
	\$200,000–249,999	6%	6%
	\$250,000 or more	3%	5%
<i>Are you of Hispanic, Latino or Spanish origin?</i>	Yes	7%	8%
	No	93%	92%
<i>Does your household have a need for ADA-accessible (Americans with Disabilities) facilities and services?</i>	Yes	6%	7%
	No	94%	93%
<i>What race do you consider yourself to be?</i>	White	90%	87%
	Asian, Asian Indian or Pacific Islander	3%	2%
	Native American	1%	2%
	Black or African American	0%	0%
	Other	5%	8%

Source: RRC Associates and Greenplay

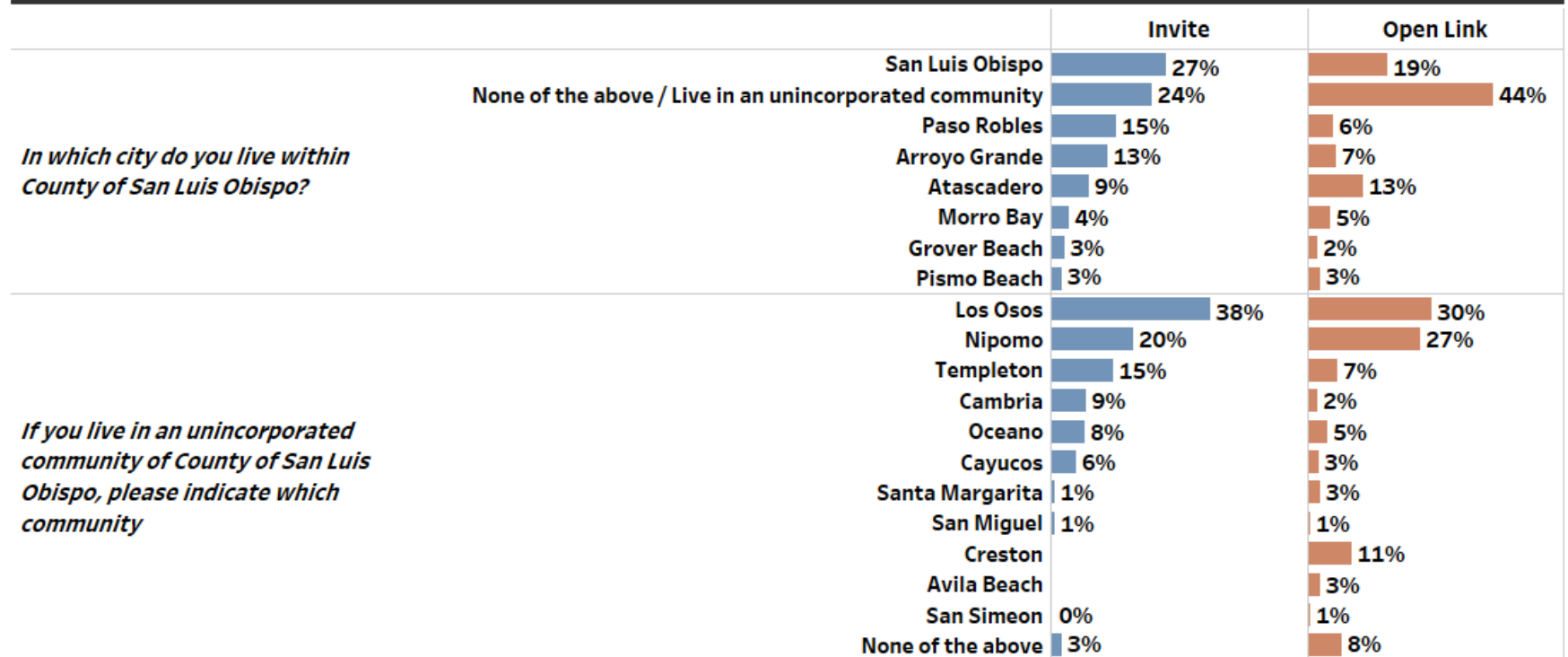


RESIDENTIAL PROFILE

Respondents were asked which community they lived in the County of San Luis Obispo. Of incorporated communities, 27% live in San Luis Obispo, 15% Paso Robles, 13% Arroyo Grande, and 9% Atascadero.

24% of respondents lived in an unincorporated community, with 38% living in Los Osos, 20% Nipomo, 15% Templeton, 8% in Oceano and 6% in Cambria. Open Link respondents trended similarly, but had a higher likelihood of not living in an incorporated community.

County of San Luis Obispo | Demographics



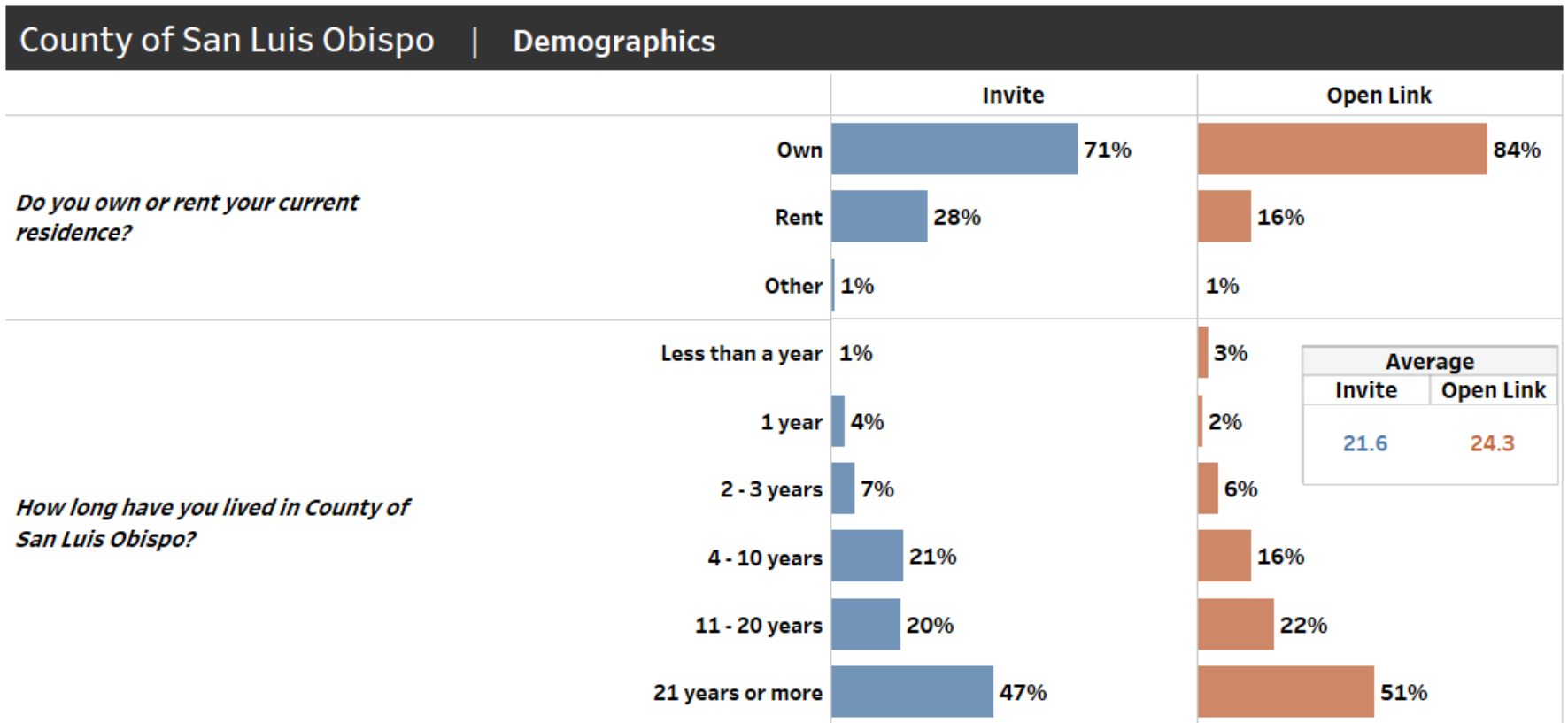
Source: RRC Associates and Greenplay



RESIDENTIAL PROFILE

On average, invitation respondents have lived in San Luis Obispo for just over 21 years, with open link living in the County just over 24 years.

Seventy-one percent of invitation respondents own their residence, 28% rent, and 1% have other types of tenure. Open link results trend very similar, with a slightly higher proportion owning their home.



Source: RRC Associates and Greenplay

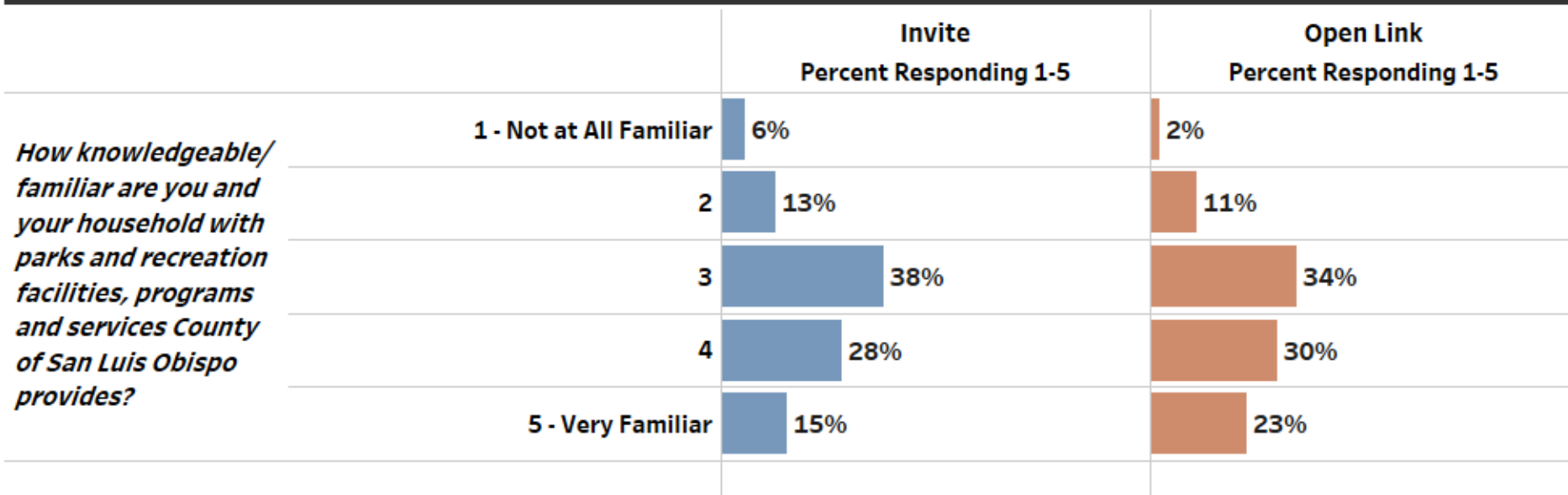


CURRENT USAGE

USAGE OF PARKS/FACILITIES IN PAST YEAR

Invitation respondents are moderately familiar with San Luis Obispo parks and recreation offerings with 43% rating familiar (rated 4 or 5), 19% unfamiliar (rated 1 or 2), and 38% somewhat familiar. Open link respondents trended similar, but were overall more familiar than invitation respondents.

County of San Luis Obispo | Demographics

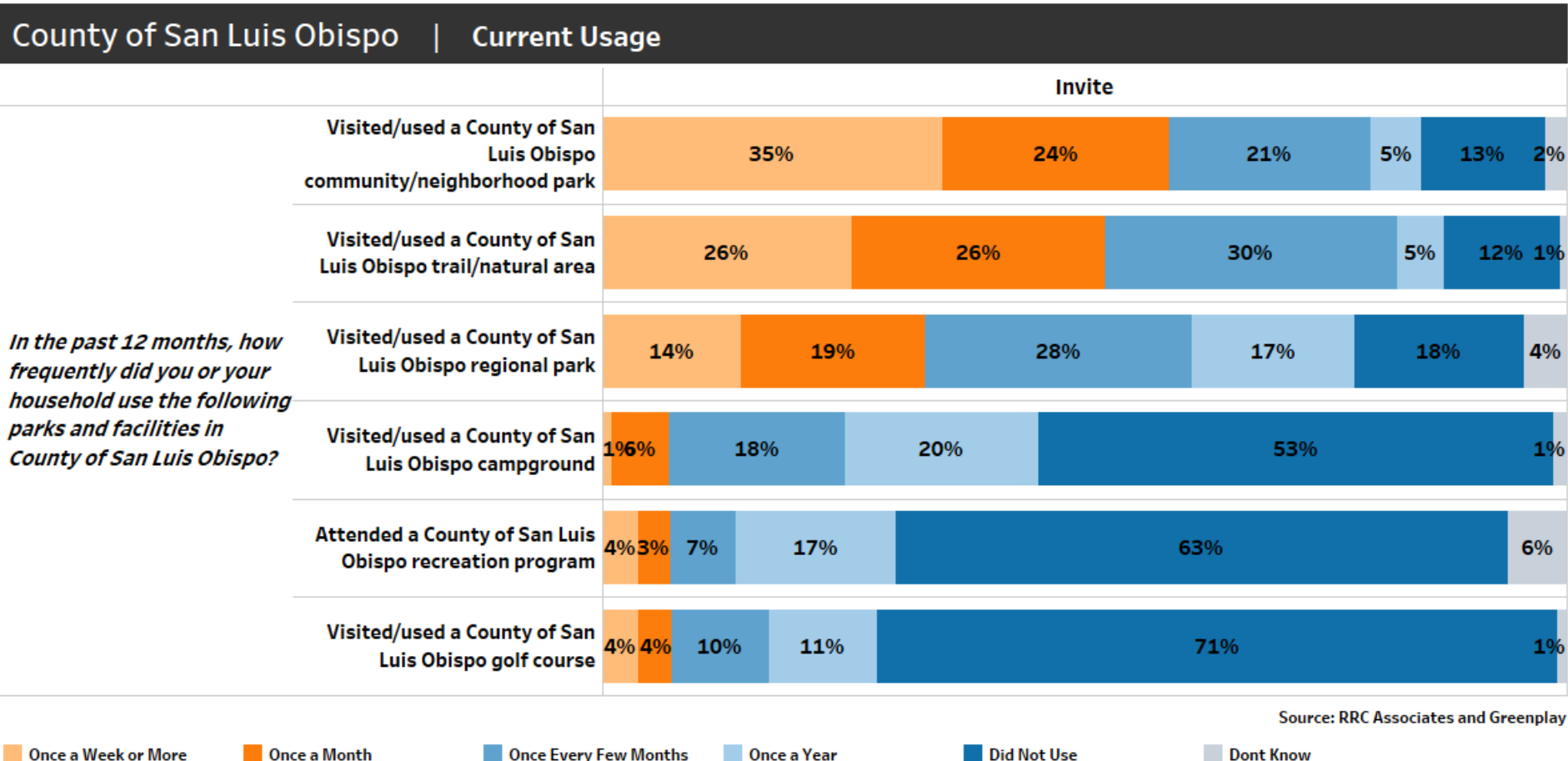


Source: RRC Associates and Greenplay



USAGE OF PARK AND RECREATION FACILITIES

Among invitation respondents, visiting/using a County of San Luis Obispo trail/natural area (87% used in past year) or community/neighborhood park (85% used in past year) was most common. Following were County of San Luis Obispo regional park (78% used in past year). A larger drop of exists among the bottom three parks/facilities/programs (28% - 46% used in past year).

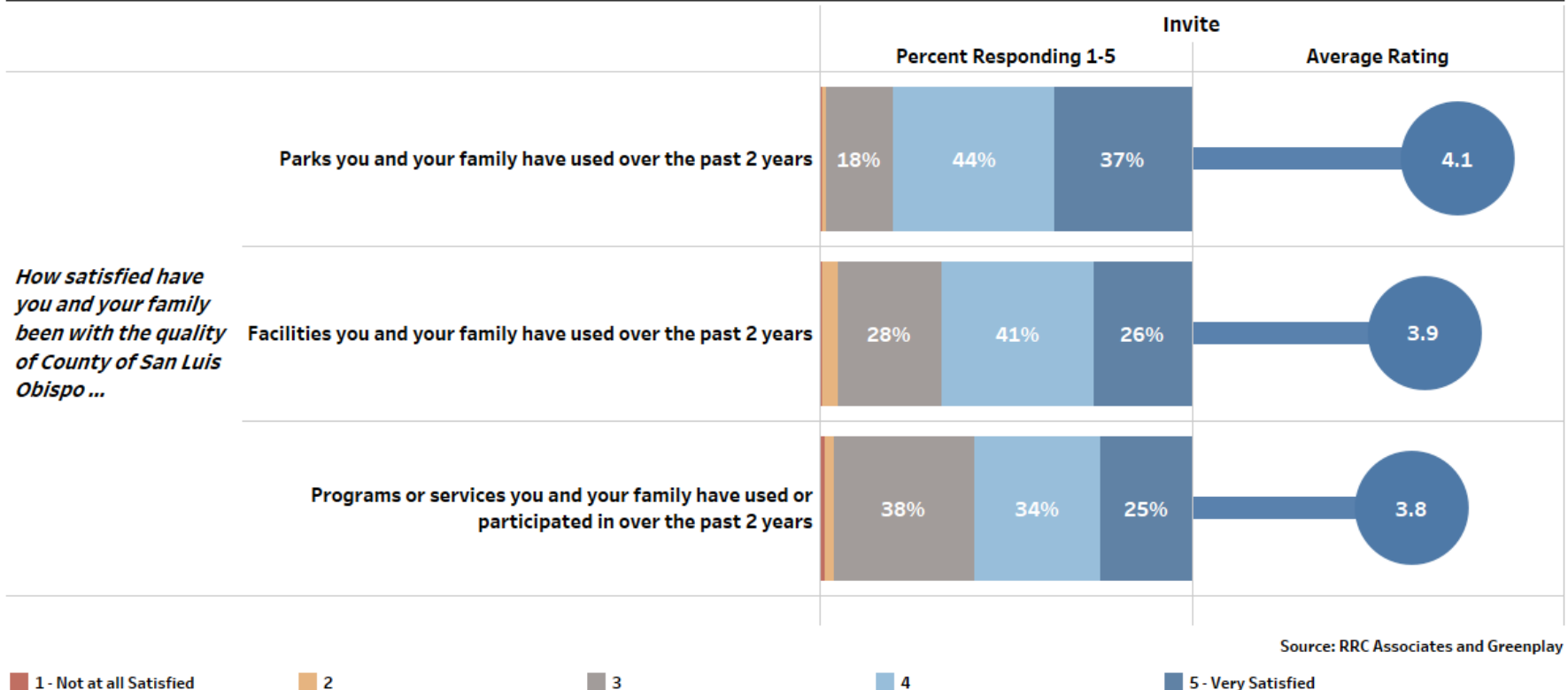




SATISFACTION WITH PARKS/FACILITIES/PROGRAMS

Among invitation respondents, satisfaction with parks saw an average of 4.1 out of 5.0, followed by 3.9 for facilities, and 3.8 for programs/services. Overall, a wide majority of respondents are satisfied with the offerings from the County of San Luis Obispo.

County of San Luis Obispo | Satisfaction with Parks and Open Space





HOW TO BETTER MEET NEEDS AT THE PARK USED MOST OFTEN

Respondents who had used a San Luis Obispo park/facility were asked for comments or suggestions to better meet the needs of their household at their most used place. Commonly mentioned factors and a brief summary of responses are illustrated below, along with a selection of verbatim responses from the overall sample. As shown, the diversity in activities, cleanliness, proximity, and professional customer service provided by staff are all important factors. The full listing of responses is provided in the appendix.

Comments to better meet household needs

Keeping the natural rural feeling Love to ride horseback, and hike.

Leave the undeveloped natural areas undeveloped.

- Continued maintenance of parks/facilities.
- Allowing dogs at more parks/facilities.
- Increased promotion.
- Increased safety and security, especially at night.
- Monitoring level of development near County parks.

Need dog park area, small pocket parks/improved trails throughout town in the dirt-non county maintained right of ways. This would enable safer walking for everyone

Maintain safety of public recreation areas by controlling the loitering of homeless.

Some parks need more lighting for safety. Additionally, we need to offer members of the community who are dealing with homelessness facilities, so that parks don't become default housing.

Getting to word out to more moms and parents. Many don't know the wonderful programs and activities to be had.



- [illegible]

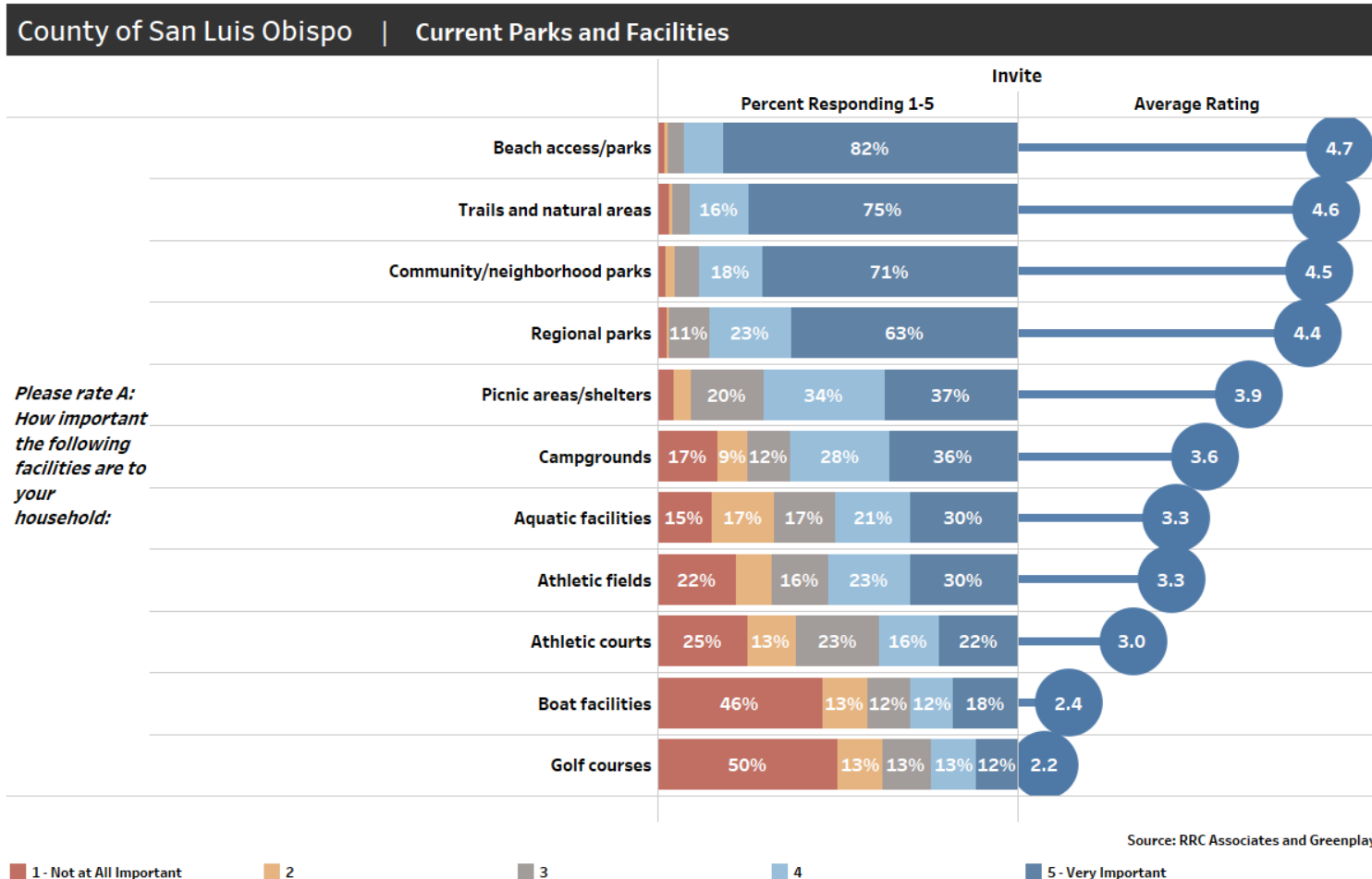


FACILITIES, PROGRAMS, AMENITIES & SERVICES



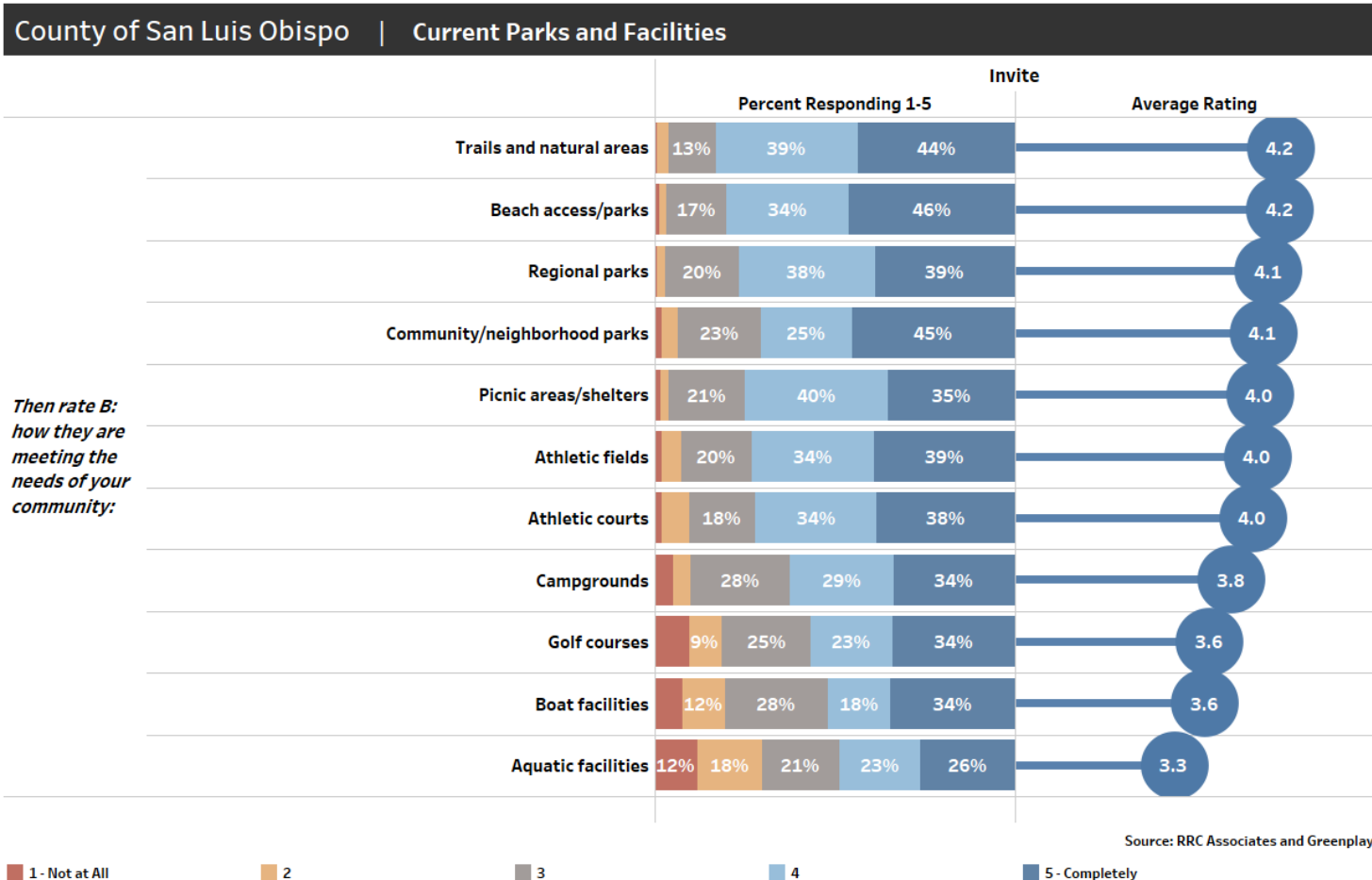
IMPORTANCE OF EXISTING FACILITIES

When invitation respondents were asked how important existing facilities are to their household, Beach access/parks (4.7 average), trails and natural areas (4.6), community/neighborhood parks (4.5), and regional parks (4.4) rise to the top. In contrast, golf courses (2.2), boat facilities (2.4), and athletic courts (3.0).



LEVEL OF NEEDS MET BY EXISTING FACILITIES

When asked to what extent those same facilities are meeting the needs of the County, average ratings varied across facilities, but had only a range of 0.9 average rating. Trails and natural areas received the highest average rating (4.2) followed by beach access/parks (4.2), and regional parks and community/neighborhood parks(4.1).





IMPORTANCE-PERFORMANCE MATRIX

High Importance/ Low Needs Met

These are key areas for potential improvements. Improving these facilities would likely positively affect the degree to which community needs are met overall.

High Importance/ High Needs Met

These amenities are important to most respondents and should be maintained in the future, but are less of a priority for improvements as needs are currently being adequately met.

These “niche” facilities have a small but passionate following, so measuring participation when planning for future improvements may prove to be valuable.

Low Importance/ Low Needs Met

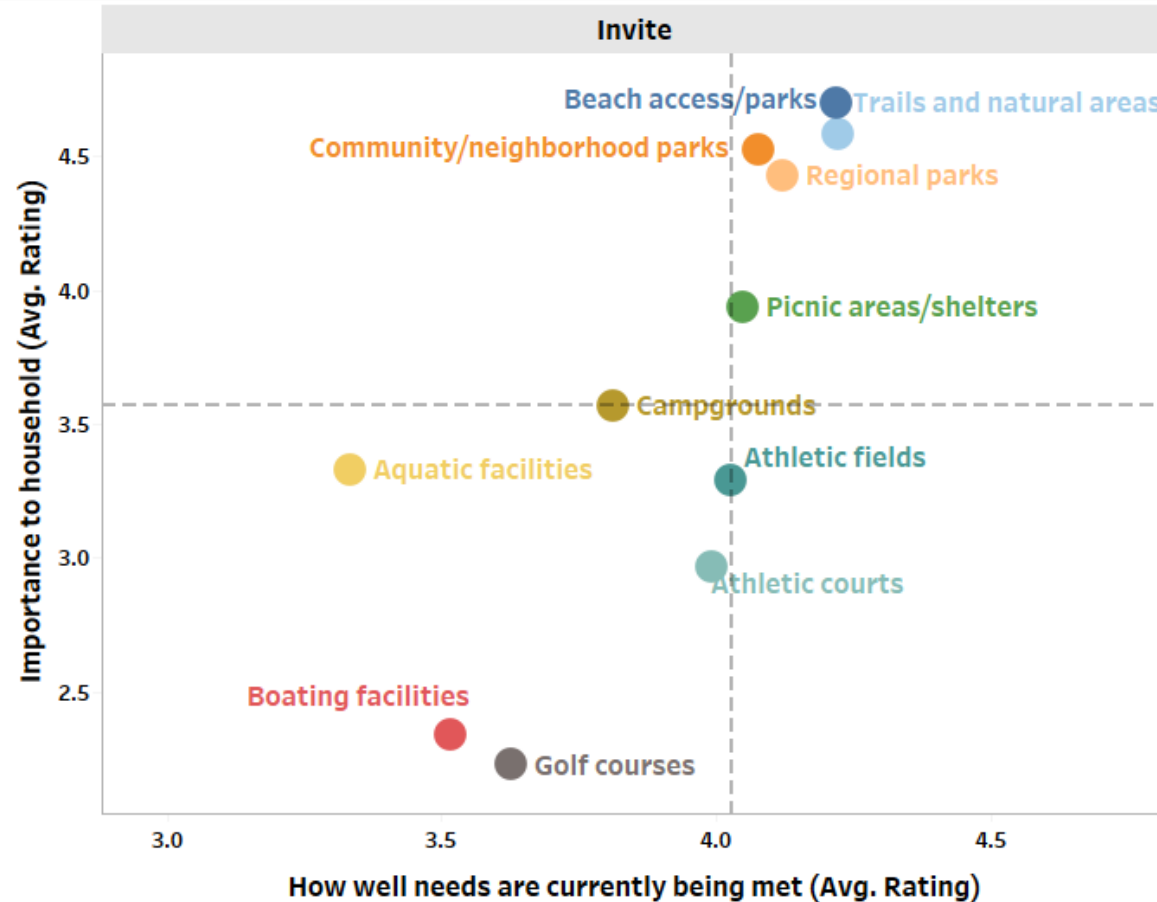
Current levels of support appear to be adequate. Future discussions evaluating whether the resources supporting these facilities outweigh the benefits may be constructive.

Low Importance/ High Needs Met



IMPORTANCE-PERFORMANCE MATRIX (INVITATION SAMPLE)

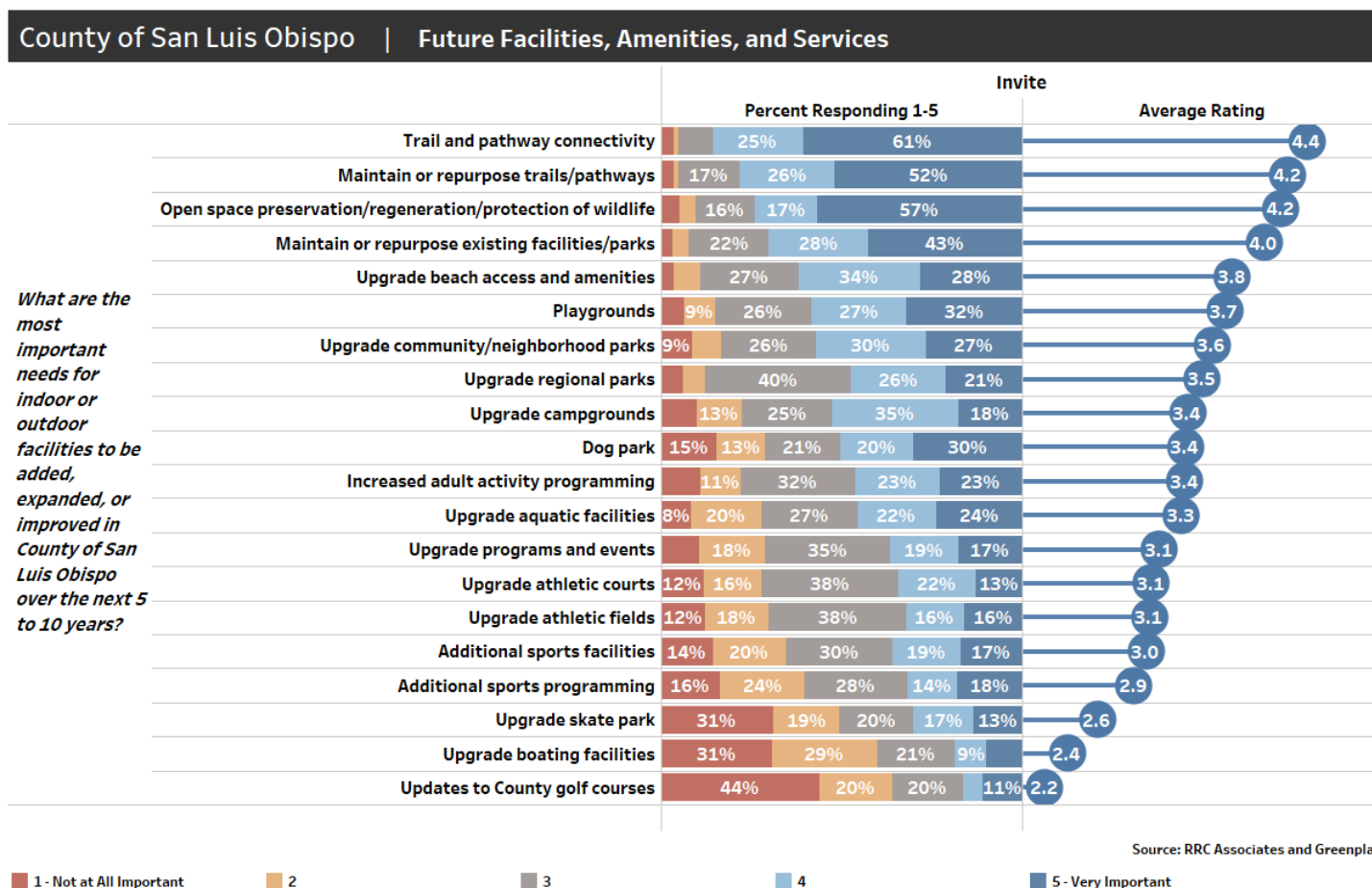
County of San Luis Obispo | Level of Importance vs.
Needs Met for Current Facilities



Source: RRC Associates and Greenplay

IMPORTANCE OF FUTURE FACILITIES & PROGRAMS

Invitation respondents were particularly likely to place importance on trail connectivity (4.4), maintaining or repurposing existing trails/pathways (4.2), open space preservation/regeneration/wildlife protection (4.2), and maintain or repurpose existing facilities/parks (4.0). Following were upgrades to beach access/amenities (3.8), playgrounds (3.7), and upgrade community/neighborhood parks (3.6). Updates to County golf courses (2.2) were rated lowest.

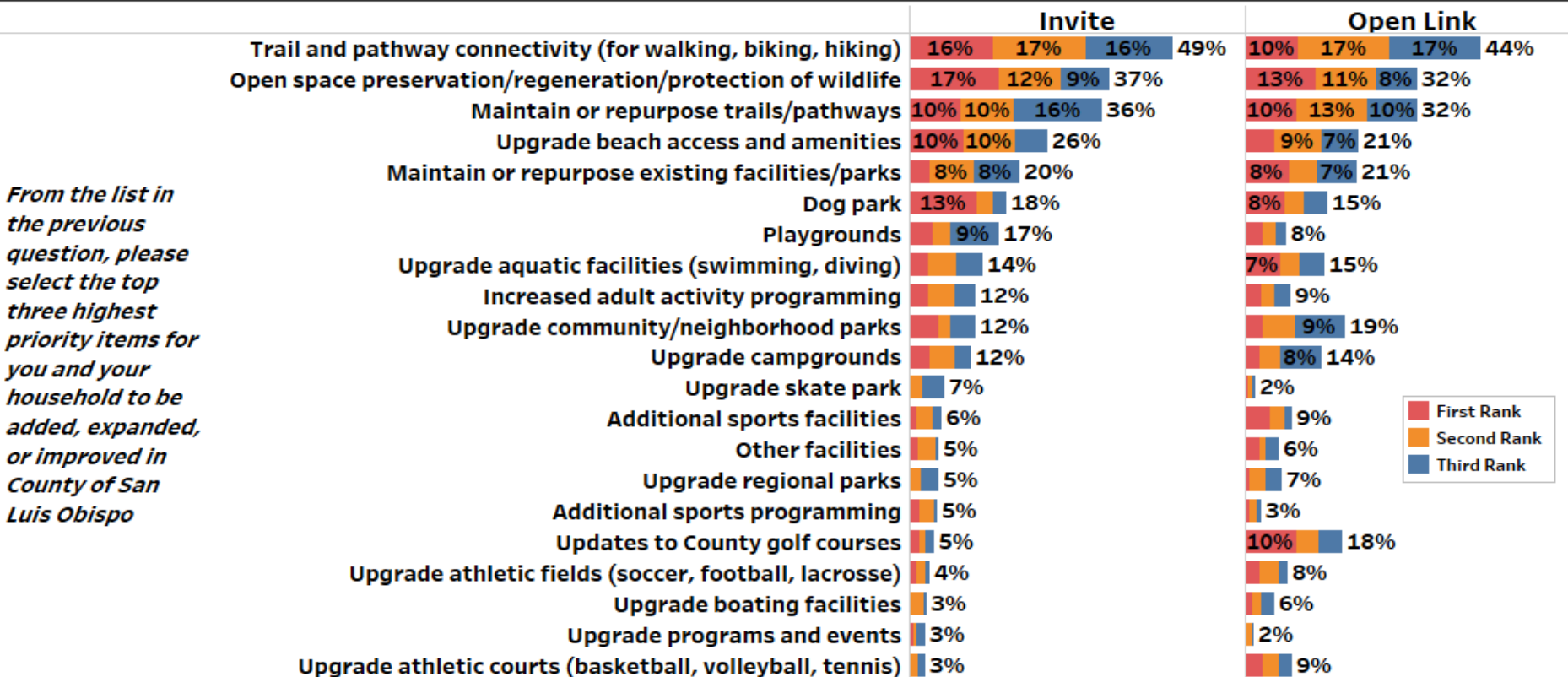




PRIORITIES TO ADD, EXPAND, AND IMPROVE

When asked to select their top three priorities for the County of San Luis Obispo to add/expand/improve, invitation respondents were most likely to report trail and pathway connectivity (16% first priority; 49% total), open space preservation (37% total), and maintaining or repurposing trails/pathways (36%). Open link respondents are similar in their priorities.


County of San Luis Obispo | Future Facilities, Amenities, and Services



Source: RRC Associates and Greenplay

FACTORS THAT WOULD INCREASE USAGE

When asked what factors would increase their usage of County of San Luis Obispo facilities, invitation respondents were most likely to highlight condition/maintenance of parks or facilities (60%), awareness of programs (communications) (47%), and lighting/safety and security (42% and 38%). Respondents were less likely to choose handicapped/disabled access (10%), WiFi connectivity (12%), and customer service/staff knowledge (13%).



Source: RRC Associates and Greenplay

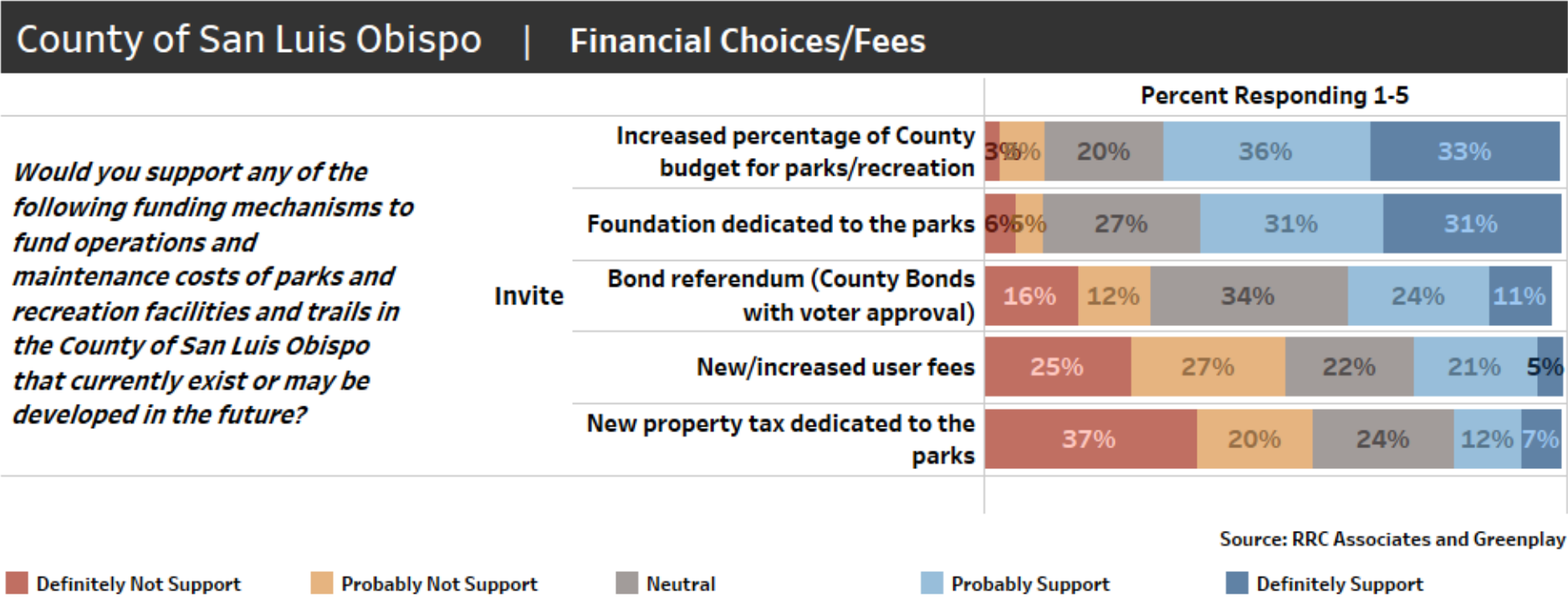


FINANCIAL CHOICES/FEES



LEVEL OF SUPPORT FOR FUNDING

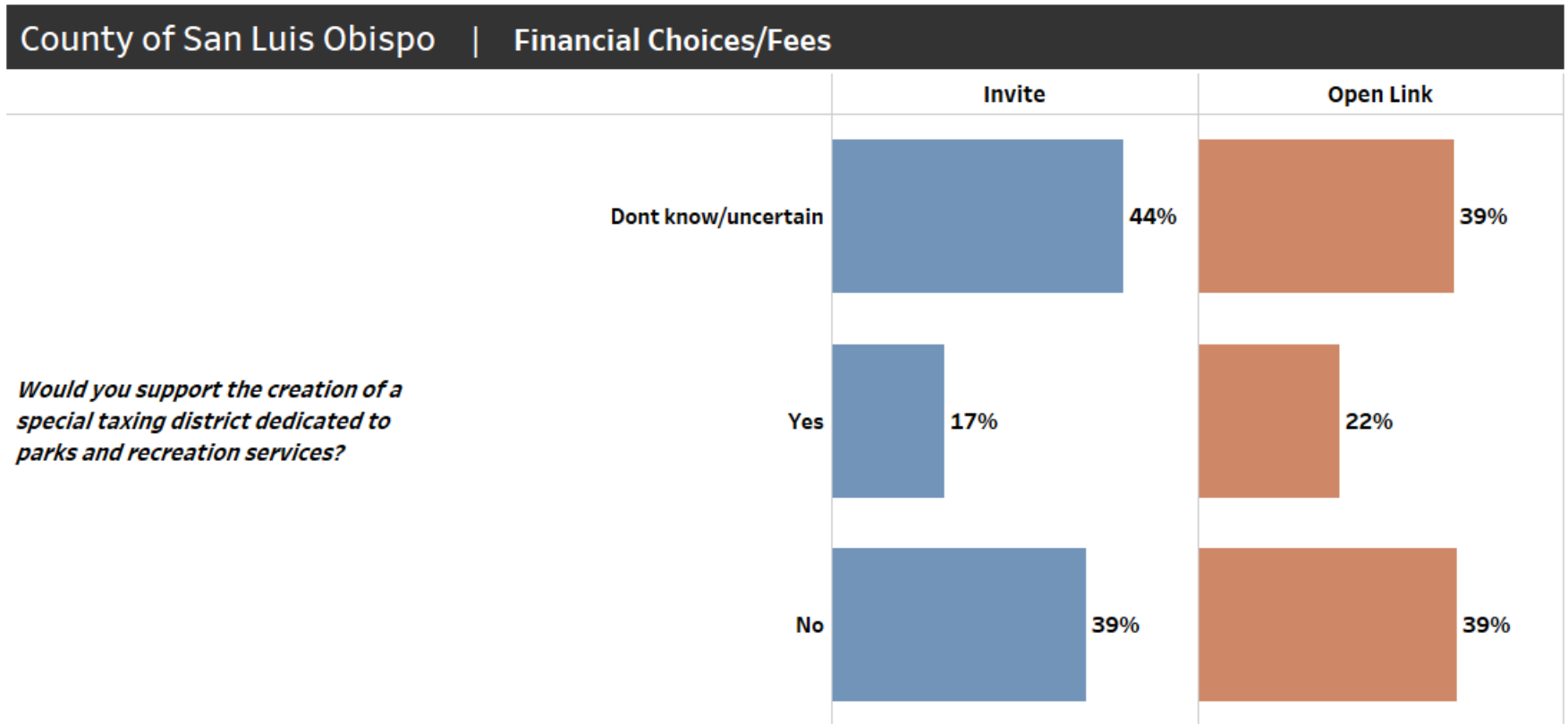
When asked about supporting funding mechanisms, invitation respondents were most supportive of increased percentage of County budget for parks/recreation (69% would support) and a foundation dedicated to parks (62% would support). Invitation respondents were less supportive of a new property tax for parks (19% would support), new/increased user fees (26% would support), and a bond referendum (35% would support).





LEVEL OF SUPPORT FOR FUNDING

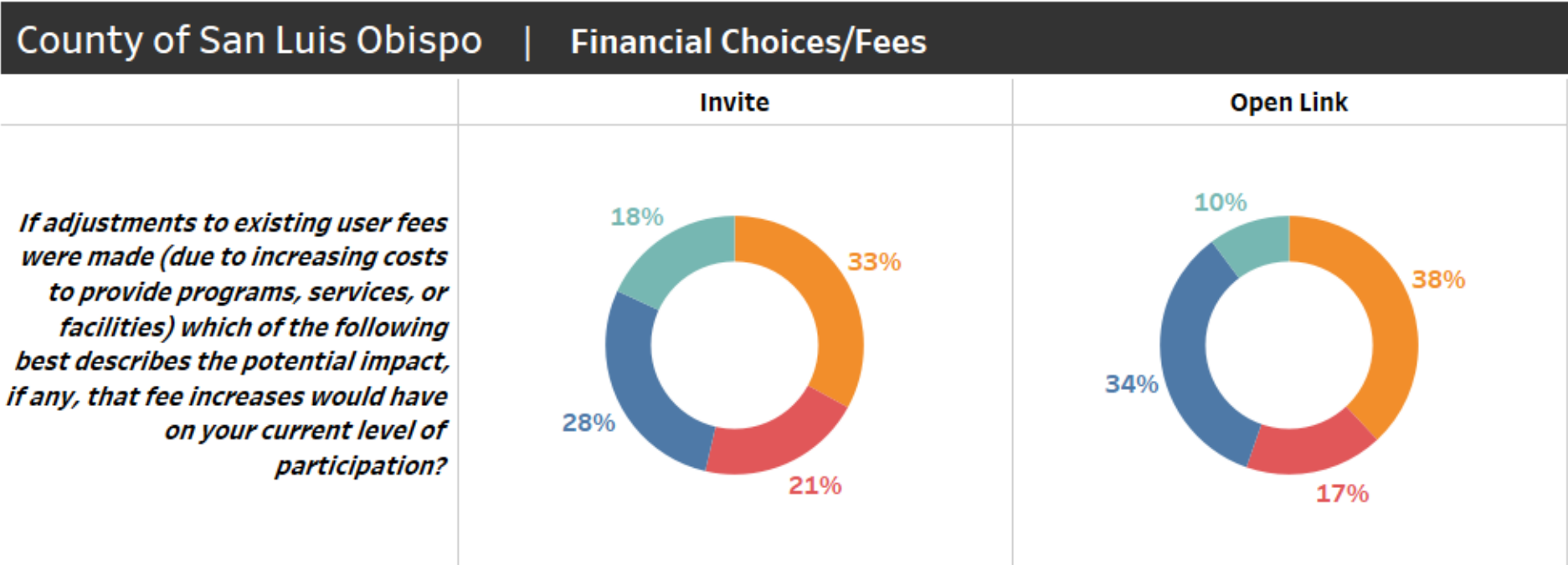
When asked about creation of a special taxing district dedicated to parks and recreation services, only 17% would currently support it at this time. In total, 44% of invitation respondents were uncertain, and 39% would not support. Open link respondents had a similar trend.



Source: RRC Associates and Greenplay

IMPACT OF FEE INCREASES

When asked about whether increased fees would impact participation, 28% of invitation respondents stated it would not limit their participation, with 33% limiting somewhat and 21% limiting significantly. Eighteen percent of respondents stated they were uncertain if a fee increase would change their participation. Open Link results were similar with slightly higher proportion of respondents not impacted (34%).



Source: RRC Associates and Greenplay

- Fee increases would limit my/our participation somewhat
- Fee increases would limit my/our participation significantly
- Fee increases would not limit my/our ability to participate at all
- Dont know/uncertain



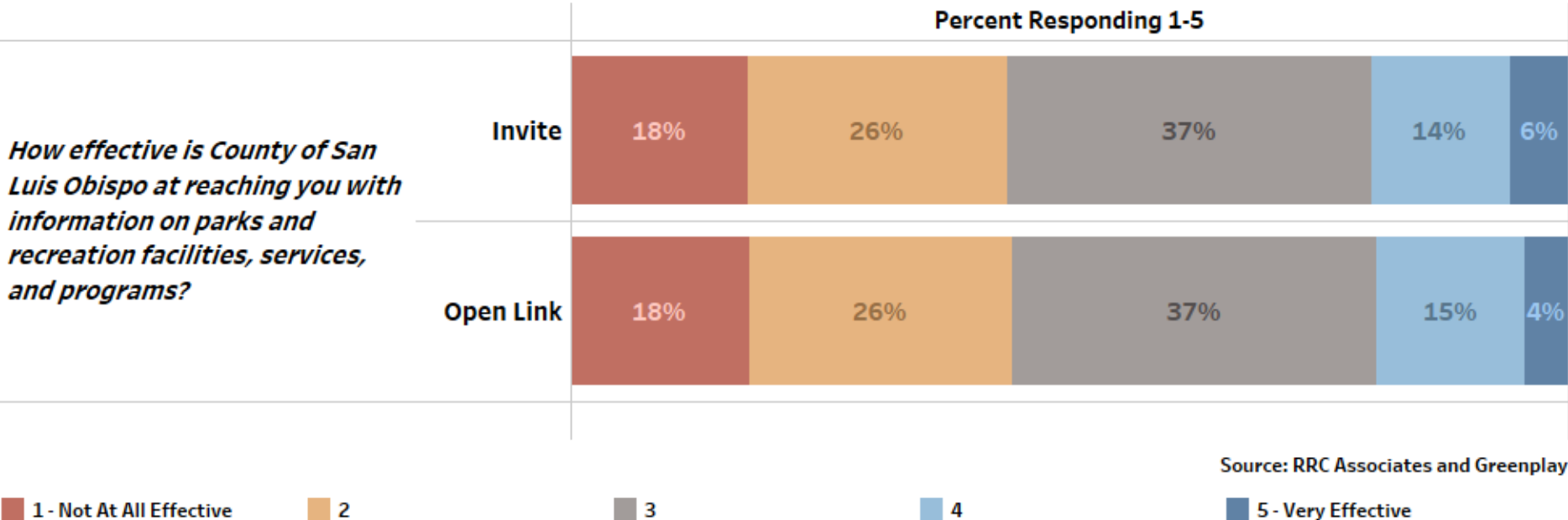
COMMUNICATION



EFFECTIVENESS OF COMMUNICATION EFFORTS

Communication effectiveness of the County of San Luis Obispo was rated on a scale of 1 = “not at all effective” to 5 = “very effective.” In total, 20% of invitation respondents rated their communication as effective (rated 4 or 5) and 19% of open link respondents. Forty-four percent of invitation and open link respondents rated communication as not effective with 37% moderately effective.

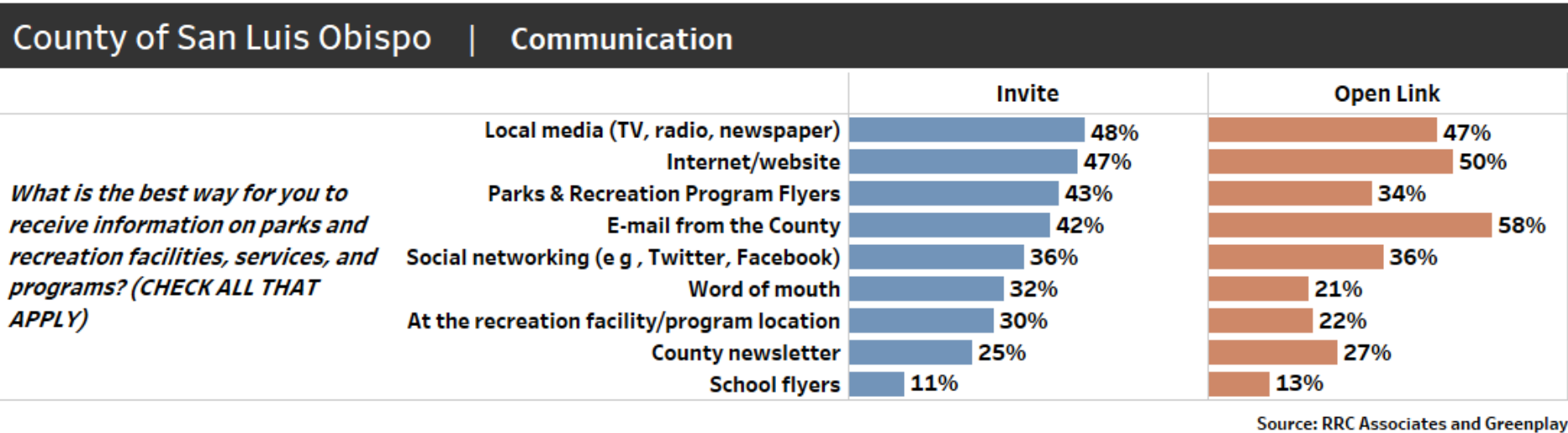
County of San Luis Obispo | Communication





BEST WAY TO RECEIVE INFORMATION

Respondents indicated local media (TV, radio, newspaper) (48%), internet/website (47%), and parks and recreation program flyers (43%) as the best avenues to receive information. Least important areas to receive information were school flyers (14%), County newsletter (25%), and at the recreation facility/program location (30%).

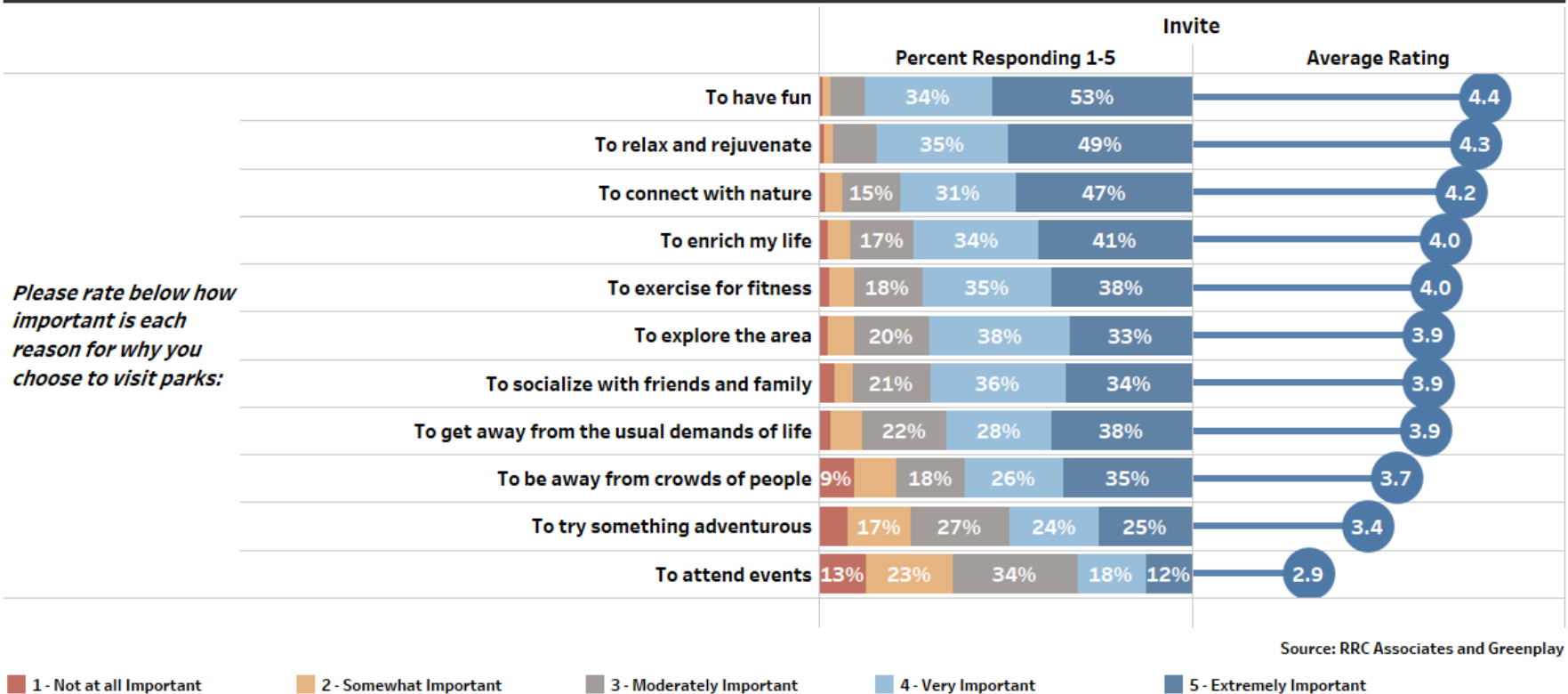




WHY DO YOU VISIT PARKS?

Respondents were also asked why they choose to visit parks. The most popular reason was to have fun (4.4), followed by to relax and rejuvenate (4.3), to connect with nature (4.2), and to enrich their lives (4.0). Less important were to attend events (2.9) and to try something adventurous (3.4).

County of San Luis Obispo | Communication





SUGGESTIONS



ADDITIONAL COMMENTS/SUGGESTIONS

At the end of the survey, respondents were given the opportunity to provide any additional comments or suggestions about parks and recreation facilities and programs in San Luis Obispo. Themes that came up frequently throughout the survey were: praise for current maintenance and management, increased park patrol, addition of new facilities (e.g., pools and pickle ball courts) and increased promotion/awareness. A selection of verbatim invitation responses is shown below. The full listing of responses is provided in the appendix.

I appreciate that there are so many places to be outside and enjoy the incredible weather, scenery and clean air. It is very precious to me.

The county needs more Community Pools. The county needs to improve the cleanliness of its beaches.

Thank you for the survey. I hope we can make a lot of changes. Atascadero especially

County parks are doing great. Open space is a huge priority to the people i know, as are safe biking route to reduce carbon emissions. Preserve open space and have Jr. Ranger programs, like the Jr. Lifeguards, instead of promoting recreation that reduces open space (like ball fields and golf courses). Teach children how to care for the land and the parents will follow.

The County does a good job of providing for various areas of interest. It is terribly lacking on swimming facilities but the hiking trails are outstanding!

There needs to be better awareness around where County parks are and what services they provide (events, amenities, etc.). It would be great to have an Instagram account that is regularly updated that featured events, too.



ADDITIONAL COMMENTS/SUGGESTIONS

- The below word cloud highlights the most popular words used when describing additional comments/suggestions. "Parks", "need", "bike", and "lanes" rise to the top as the most commonly used words.



THIS PAGE INTENTIONALLY LEFT BLANK

Appendix B: Final Survey Report Open Comments

THIS PAGE INTENTIONALLY LEFT BLANK

Appendix: Open-Ended Comments

**COUNTY OF SAN LUIS OBISPO PARKS AND RECREATION DEPARTMENT
NEEDS ASSESSMENT AND TRENDS ANALYSIS**

Table of Contents

Do you have any comments/suggestions for how the park you use the most can be improved to better meet the needs of your household and/or your community?	1
Please rate how important the following facilities are to your household. (other)	47
Rate how the following facilities are meeting the needs of your community. (other) ..	52
What are the most important needs for indoor or outdoor facilities to be added, expanded or improved over the next 5 to 10 years? (new park, other)	55
What would increase your utilization of parks and recreation services and facilities? (other)	68
What is the best way for you to receive information about parks and recreation and facilities, services, and programs? (other)	70
Do you have any further comments about parks and recreation facilities in the County of San Luis Obispo?	71

Do you have any comments/suggestions for how the park you use the most can be improved to better meet the needs of your household and/or your community?

Survey	City or Unincorporated Community	Age	Kids	Park Name	Comments on Factors that Influence You to Visit the Park where You Go Most Often
Invite	Arroyo Grande	25-34	Yes	Rancho Grande	Next to a very busy road (James Way), I would fence off the park with gates for safety.
Invite	Arroyo Grande	35-44	Yes	Lopez	cheaper fares
Invite	Arroyo Grande	45-54	Yes	Irish Hills	more open space and trails
Invite	Arroyo Grande	45-54	Yes	Strothers, Sinsheimer	We need more sports fields available for youth sports. The fields available are already full or others are not as well maintained and unsafe as they are filler with gopher holes.
Invite	Arroyo Grande	45-54	No	Bob Jones Pathway	Love our park system! Only wish would be more friendly bike areas like Bob Jones.
Invite	Arroyo Grande	45-54	No		Need more recycling containers at parks. Love the parks with the music.
Invite	Arroyo Grande	55-64	Yes	Rancho	like the park
Invite	Arroyo Grande	55-64	No	Bob Jones pathway	Bob Jones has too many bicycles for it to be safe for pedestrians.
Invite	Arroyo Grande	55-64	No	Bob Jones trail	shuttle from one end to the other
Invite	Arroyo Grande	55-64	No	Monarch Grove	no, it's lovely
Invite	Arroyo Grande	55-64	No	Nipoma, Shamel, Los Osos	clean well-lighted bathrooms
Invite	Arroyo Grande	55-64	No	Oceano Dunes	We love OSO Flaco Lake Park and with there were more picnic tables there.
Invite	Arroyo Grande	55-64	No		improve signage on hiking trails
Invite	Arroyo Grande	65-74	No	Lake San Antonio	The defintately need more security. We wer up there for day use and about 20 Hispanics were camping, real loud music, and very noisy. No one ever came by all day to check.
Invite	Arroyo Grande	65-74	No	Struthers	Replace the toddler/small child spring bouncy that was destroyed years ago. Replant the Monarch Way Station.
Invite	Arroyo Grande	65-74	No		Please try to keep homeless population from destroying these parks, restrooms, etc.
Invite	Arroyo Grande	75+	No		Have pay for use deposits on site 5.
Invite	Arroyo Grande	75+	No		would like updated infor in Avila Beach, upcoming camping RV park- or any upcoming camping areas on beach area

County of San Luis Obispo Parks and Recreation Survey

Survey	City or Unincorporated Community	Age	Kids	Park Name	Comments on Factors that Influence You to Visit the Park where You Go Most Often
Invite	Atascadero	25-34	Yes	Heilmannm Park	Heilmann Park needs additional lighting along the walking path. Too dark in winter.
Invite	Atascadero	35-44	Yes	Rancho El Charro	more trash recepticals/water
Invite	Atascadero	45-54	No	Montana De Oro	Nope, beauty at its finest.
Invite	Atascadero	55-64	Yes		Use the tennis courts at least 4x's a week with good weather. Need more seating and supervision on site so soccer players are not kicking ball against net.
Invite	Atascadero	55-64	No	Atascadero Lake Park	I sometimes take my mom who has dementia to Heilman Park. There are people living in tents and seems like many homeless hang out there. Feels very uncomfortable.
Invite	Atascadero	55-64	No	Santa Margarita	county and all of California needs more campgrounds- RV sites mostly
Invite	Atascadero	55-64	No	santa margarita lake park	We love it and were glad to see the Marina back open with kayak rentals. We ride the trails, have family gatherings and camp during the cooler months. We would camp during hotter times if the sites had full hookups.
Invite	Atascadero	65-74	Yes		Not bad!
Invite	Atascadero	65-74	No	Arroyo Grande	Hiking trails
Invite	Atascadero	65-74	No	Atas Lake Park	better play equipment
Invite	Atascadero	65-74	No	Atascadero Lake and Zoo	Clean up walking area around lake. Continue lake water cleanup.
Invite	Atascadero	65-74	No	Heilmann	The bathrooms could use an upgrade.
Invite	Atascadero	65-74	No	Jim Green Trail - Atascadero, 3 Bridges Trail - Atascadero, Atascadero Lake Park	We like trails. We would like a trail which leads from Atascadero to Morro Bay and from Atascadero to Templeton. A continuous trail along the Juan Bautista de Anza national Historic Trail routes.
Invite	Atascadero	75+	Yes	Atascadero Lake Park	Like the improved trails around lake, would be great to have lighting around lake for walking when sun sets down- dogs on leash.
Invite	Atascadero	75+	No	Atascadero Lake	Walking and Music in the Park and BBQs. Also play area for the younger children.
Invite	Atascadero	75+	No		1) Add pickleball courts- lots of them. 2) Keep the horse crap off the beaches and parking lots.
Invite	Cambria	35-44	No	Shamel Park	Leash free dog zone

County of San Luis Obispo Parks and Recreation Survey

Survey	City or Unincorporated Community	Age	Kids	Park Name	Comments on Factors that Influence You to Visit the Park where You Go Most Often
Invite	Cambria	35-44	No		bathrooms, cleaner bathrooms
Invite	Cambria	55-64	Yes	Shamel	open the pool more often please, Shamel Pool
Invite	Cambria	65-74	No	Lampton Cliffs	No; for what it is, it is just perfect!
Invite	Cambria	65-74	No	Santa Rosa	Put permanent pickleball courts in (fastest growing sport in America- 8 millions plus).
Invite	Cambria	65-74	No	Shamel	lawn needs to be mowed more often
Invite	Cambria	75+	No	Lampton Cliff Park	Improved walking trail - I use a walker
Invite	Cayucos	65-74	No	Del Mar Park	Improve the horseshoe pits, they're in sad shape!
Invite	Cayucos	65-74	No	Lopez - Hardie	wonderful
Invite	Cayucos	65-74	No	Norma Rose Park	complete development
Invite	Grover Beach	25-34	No	Johnson Ranch	evening/night hours in winter
Invite	Grover Beach	55-64	Yes	use a different park every wekk	I don't understand why some of the parks are so amll, I guess three of four homes were more important.
Invite	Grover Beach	55-64	No	Lopez	Fees at Lopez for sailboard are unfair
Invite	Grover Beach	55-64	No	Montana Basin	Are the tennis courts lights on a timer? Could it be changed to a timer switch? It seems like it's a waste of electricity when they are on and no one is on the court.
Invite	Grover Beach	65-74	No	Ramona Garden Park	The Grover Beach/Pismo Boardwalk seats are rusting!
Invite	Los Osos	25-34	Yes	Los Osos Community Park; Monarch Grove; Elfin Forest	Get rid of transients/hobos/drug users from loitering/camping/getting loaded at community parks, please
Invite	Los Osos	25-34	No	Bob Jones Pathway	The Bob Jones Trail is one of the nicest well maintained paths on the Central Coast. Please just keep up the amazing work!
Invite	Los Osos	25-34	No	los Osos	Keep the park open, free and accessible, do not over develop
Invite	Los Osos	35-44	Yes	Coastal accessways	Los osos needs improved parkspace for children. More parkspace in different areas that are accessible to the community. The current park is unacceptable without a vehicle. Los osos needs more access from all areas of the community.
Invite	Los Osos	35-44	Yes	El Chorro	Lake Lopez campground/beach area has lots of trash- could be kept cleaner

County of San Luis Obispo Parks and Recreation Survey

Survey	City or Unincorporated Community	Age	Kids	Park Name	Comments on Factors that Influence You to Visit the Park where You Go Most Often
Invite	Los Osos	35-44	Yes	LO Community Park	Inrease patrols and/or other managment techniques to deal with homeless and/or drug users.
Invite	Los Osos	35-44	Yes	Los Osos Community	I think that it would be expanded and more play structors added. Also, sometimes homeless people and druggies are at the park and I don't feel that my children or myself are safe.
Invite	Los Osos	35-44	Yes	Los Osos Community Park	We would like to see the tire fill removed because of the carcinogens present in the materials. Bigger slides/climbing would also be great.
Invite	Los Osos	35-44	Yes	Los Osos Parks	better groundskeeping/landscape maintenance
Invite	Los Osos	35-44	Yes	Morro Bay State Park	A few more trash/recycling cans throughout all the parks. I always pick up trash I find; especially at beaches, there is a lack of cans to put trash in. People are lazy, the sad truth is most of them won't walk a few feet out of their way to discard trash/recycling properly.
Invite	Los Osos	45-54	Yes	Los Osos Community Park	put up signs that say 'dogs must be on leash' People let their dogs run around in this park all the time and they do not clean up after them.
Invite	Los Osos	45-54	No	Bob Jones Trail	More trees
Invite	Los Osos	45-54	No	Elfin Forest	This is the go to walk when we have friends/family over. It is great to take my elderly parents to because of the gentle slope of the boardwalk and the multitude of benches for my dad to rest.
Invite	Los Osos	45-54	No		cleaner restrooms, upgraded restrooms
Invite	Los Osos	55-64	No	Cal Poly Steener Creek	I primarily use open space - Bishops Peak, CalPoly Cuesta Grade, Schooner's Cove, Montana De Oro
Invite	Los Osos	55-64	No	Coastal Access wasy and Los Osos Park	Expansion of parks in Los Osos is critical! Please consider working with the COS/LO (?) on a dog park which is also a people park.
Invite	Los Osos	55-64	No	El Chorro	Los Osos needs a dog park!
Invite	Los Osos	55-64	No	Elfin Forest	Build a safe running/bike trail that connects Los Osos/EF to Morro Bay State Park and Back Bay park that is not hazardous to health and life and limb.

County of San Luis Obispo Parks and Recreation Survey

Survey	City or Unincorporated Community	Age	Kids	Park Name	Comments on Factors that Influence You to Visit the Park where You Go Most Often
					Walkway is old and rotting, screws sticking up.
Invite	Los Osos	55-64	No	Laguna Lake Park	I just take a walk on the park, it seems ok.
Invite	Los Osos	55-64	No	Los Osos Community	a pool
Invite	Los Osos	55-64	No	Montana De Oro	maybe better parking area by bluffs
Invite	Los Osos	55-64	No	Montana De Oro	The community needs more dog parks
Invite	Los Osos	55-64	No	South Bay Park	need dog park
Invite	Los Osos	55-64	No	Sweet Springs	Keep all parks clean and tidy, keep all riff raff out.
Invite	Los Osos	65-74	No	Los Osos Park/Lila Kaiser	better ground maintenance/gopher holes, more green space
Invite	Los Osos	65-74	No	South Bay Community Center	create a dog park, aquatic facilities
Invite	Los Osos	65-74	No		Keep Dairy Creek operating as an 18 hole golf course.
Invite	Los Osos	75+	No	Sea Pines	clean up driving range
Invite	Morro Bay	25-34	No	Cuesta/El Chorro	more disc golf, hiking trails, dog parks and wild space
Invite	Morro Bay	45-54	No	Cayucos Beach	A little work on the parking area for Cayucos Dog beach. Maybe rope off dune area for regrowth.
Invite	Morro Bay	45-54	No	Morro Bay State Park	install a sign identifying common types of fish that may be caught with length/limit numbers and the kind that need to be released
Invite	Morro Bay	55-64	No	Los Osos Skate Park	Build a park in Morro Bay
Invite	Morro Bay	75+	No	Elfin Forest	more parking spaces
Invite	Morro Bay	75+	No	Morro Bay GC	Talk to City or Morro Bay about using the water from their sewer for Dairy Creek Golf Course
Invite	Nipomo	35-44	Yes	Nipomo Community Park	Continued upkeep of the dog park area
Invite	Nipomo	35-44	Yes	Nipomo Community Park	More large BBQ areas and more large restrooms
Invite	Nipomo	35-44	No	Nipomo Regional Park	enforce leash laws for dogs
Invite	Nipomo	45-54	Yes	Nipomo Park	Better dog park with grass.
Invite	Nipomo	45-54	Yes	Nipomo regional	Add more useable area for youth sports.

County of San Luis Obispo Parks and Recreation Survey

Survey	City or Unincorporated Community	Age	Kids	Park Name	Comments on Factors that Influence You to Visit the Park where You Go Most Often
Invite	Nipomo	45-54	No	Nipomo Community Park	Leave the open space area along or find way to expand south county open space and trail access.
Invite	Nipomo	55-64	Yes	Nipomo Regional Park	I love this park. I use the pickleball and tennis courts. I love the concerts in the gazebo though I would love some shade up there as it gets really hot in the summer watching and dancing in the sun. I also would like there to be no soccer games in the tennis courts--they ruin the nets!
Invite	Nipomo	55-64	No	Atascadero	Better accesibility on trails and reaching picnic tables for people in wheel chairs, not bouncing over grass to reach table.
Invite	Nipomo	55-64	No	Lake Lopez	no, very happy!
Invite	Nipomo	55-64	No	Nipomo	Do not build out. Repair and update existing structures. Keep the oak trees and land free of cement!
Invite	Nipomo	55-64	No	Nipomo	horse friendly
Invite	Nipomo	65-74	No	Nipomo	Nipomo Park needs a perimeter trail.
Invite	Nipomo	65-74	No	Nipomo Community	More Parking For Youth Sports Leagues
Invite	Nipomo	65-74	No	Nipomo Community Park	Always look good
Invite	Nipomo	75+	No		Am a retired senior and do not get out much, rather stay at home
Invite	Nipomo	75+	No		Reduce usage of Oceano Dunes for improved mesa air growth.
Invite	Oceano	25-34	Yes	Oceano	Please monitor the people speeding by where I walk my dog. There is an influx of people using drugs and alcohol in public where I walk my dog and my brother walks with his children. They yell obscenities and we don't feel safe around them.
Invite	Oceano	65-74	No	Lake Lopez	Bob Jones trail used the most, just keep up with bathroom maintenance
Invite	Oceano	65-74	No		need more activities for youth to keep the little buggars out of trouble
Invite	Oceano	75+	No	Biddle	I do appreciate the clean park and the things available in San Luis to rent whenl was younger.
Invite	Oceano			Pirates cove / lopez	Pirates cove area is in dire need of having SLO sheriff / law enforcement come there and trash cans that could be locked to something. There is painted graffiti on

County of San Luis Obispo Parks and Recreation Survey

Survey	City or Unincorporated Community	Age	Kids	Park Name	Comments on Factors that Influence You to Visit the Park where You Go Most Often
					giant oaks and rocks, the cave is full of broken glass and smoke scars from fires, people sleep on the beach.
Invite	Paso Robles	25-34	Yes	Avila	Keep the dog beach!!!
Invite	Paso Robles	35-44	Yes	Santa Margarita	Don't charge for kayaks.
Invite	Paso Robles	45-54	Yes	Paso Robles Downtown Park	Downtown P.R. Park just got a makeover and is fantastic!
Invite	Paso Robles	45-54	No	Lopez and Los Osos	maintain and keep open
Invite	Paso Robles	45-54	No	Montana Del Oro	Please don't allow large tour busses to go into Montana Del Oro. It has such a huge impact on the land and resources. Solution=smaller tours
Invite	Paso Robles	55-64	No	Templeton Park	No, because we use the park for dog walking and enjoying lunch at and going to the Dog Splash 1x/yr.
Invite	Paso Robles	65-74	No	Centennial	add more pickleball courts
Invite	Paso Robles	65-74	No	Centennial	Add more pickleball courts. Tennis courts are rarely used.
Invite	Paso Robles	65-74	No	Lemon Grove Trail	I am a trail runner, running 1/2 marathons every other week or so. I work out daily and we fish Santa Margarita Lake Friday nights.
Invite	Paso Robles	65-74	No	Paso Robles City Park	Most Paso Robles parks have been recently upgraded/redone.
Invite	Paso Robles	65-74	No		keep transients out near kid areas
Invite	Paso Robles	65-74	No		Santa Margarita Community Park is a lovely family park except for the dangerous holes in the grass area. Elderly and children cannot walk on the grass. Also a problem with birds pooping on tables.
Invite	Paso Robles	75+	No	Templeton Park	I think the park is very well managed.
Invite	Paso Robles				upgrade playground equipment
Invite	Pismo Beach	65-74	No	Avila Park/Plaza	Why aren't ANY Pismo Beach/Shell Beach parks even listed, to include the Pismo Beach Monarch Grove? We use the following parks almost on a daily basis: Shell Beach park, Eldwayen Ocean Park, South Palisades Park, Pismo Beach Boardwalk, Dinosaur Caves Park, Elephant Seal Vista Point, Hearst Castle.
Invite	Pismo Beach	65-74	No	Bob Jones Trail	Improve the combination of bikes and pedestrians. Combination is not safe on

County of San Luis Obispo Parks and Recreation Survey

Survey	City or Unincorporated Community	Age	Kids	Park Name	Comments on Factors that Influence You to Visit the Park where You Go Most Often
					weekends. Suggest wider path or re-stripe with bikes on one side and pedestrians on the other.
Invite	Pismo Beach	65-74	No	Lopez Lake	People from out of County book Lopez Lake campsites a year ahead and then don't show up. It's hard for locals to get campsites. Make it mandatory to cancel several days ahead so locals can rent sites. Also, if there are no shows then charge an additional
Invite	Pismo Beach	65-74	No	North Beach	I went there to drop off a friend some firewood, she has a mentally challenged child and they lady ranger gave me a ticket for parking. I'm 67, I can't park on the street and carry wood. I can't afford the ticket.
Invite	Pismo Beach	75+	No	Biddle Park	I think the personnel responsible for maintaining the park do an excellent job with the resources available to them.
Invite	Pismo Beach	75+	No	Bob Jones Trail, Nipomo Regional Park	I use city parks very often. SLO county should promote more activities at the Oceano Senior Center.
Invite	Pismo Beach	75+	No	Spyglass	More entertainment for children
Invite	Pismo Beach			Dinosaur	More cleanup of tissue on floors
Invite	San Luis Obispo	Under 25	Yes	Throop Park	It would be nice to have an off-leash dog area.
Invite	San Luis Obispo	25-34	Yes	Meadow/Islay Hill	Seems like all the parks have been updated except Islay Hill Park. It is definitely due for an upgrade. The rubber is coming off and exposing metal that is rusted. Please please please upgrade!
Invite	San Luis Obispo	25-34	No	Montana de Oro	Allowing dogs!
Invite	San Luis Obispo	35-44	Yes	Bishop Peak	Parking needs to be fixed. Build a parking lot off Patricia Rd trail head.
Invite	San Luis Obispo	35-44	Yes	Cuesta Park	I am a Cub Scout Den Leader / Assistant Cub Master and we're in need of an outside area, near San Luis Obispo, where we can have a camp fire with amphitheater style seating. It occurred to me while visiting the park tonight that all the areas are designed only for picnicking. For groups of people as large as they hold, it seems to me odd that none of the areas are conducive for 'talks' or presentations.

County of San Luis Obispo Parks and Recreation Survey

Survey	City or Unincorporated Community	Age	Kids	Park Name	Comments on Factors that Influence You to Visit the Park where You Go Most Often
					The arrangement of picnic tables do not support this type of activity, since all the tables are arranged running lengthwise away from the only area for 'talking' to the group. I'd like to see an area that had benches (logs?) in a semi-circular pattern around a fire ring and/or some sort of simple stage, rather than have all the areas only suitable for group BBQ's. At the SLO Coastal Outdoor school (across from Cuesta College on Highway 1), they have this sort of theater and I would think it would be extremely popular at Cuesta Park, near SLO.
Invite	San Luis Obispo	35-44	Yes	Laguna Lake	There is no lighting. It would be great if there was some lighting for at least a few hours each evening.
Invite	San Luis Obispo	35-44	Yes	Meadow	Lighting along paths. Paths repaved to make smooth. Reduce homeless people.
Invite	San Luis Obispo	35-44	Yes	Meadow Park	Unfortunately, we have been using Meadow Park less because of the transient and suspicious people always loitering by the basketball court, bathroom and playground.
Invite	San Luis Obispo	35-44	Yes	Shinsheimer	Have reserved parking for families with kids. Better drinking fountains. More railings on play structures for improved safety for little kids. Some type of shade structure.
Invite	San Luis Obispo	35-44	Yes	South Hills and Sinshiemer	South Hills - Better trail markings, expanded space. Sinsheimer - none! Meadow Park - needs refurbishment - in our neighborhood, but we no longer use.
Invite	San Luis Obispo	35-44	No	Bob Jones Pathway	additional parking at trailhead (fills up quickly on busy weekends); bike rentals
Invite	San Luis Obispo	35-44	No	Bob Jones Pathway	Mostly use trails rather than parks.
Invite	San Luis Obispo	35-44	No	Emerson	When Emerson was updated, the new equipment is too young- it would be great if something had been added with an older age in mind (4-6 years old)
Invite	San Luis Obispo	35-44	No	Meadow Park	There have been transients sleeping in the park, in the past. This has not been an issue recently

County of San Luis Obispo Parks and Recreation Survey

Survey	City or Unincorporated Community	Age	Kids	Park Name	Comments on Factors that Influence You to Visit the Park where You Go Most Often
Invite	San Luis Obispo	45-54	Yes	Anholm Park	more trails and open space
Invite	San Luis Obispo	45-54	Yes	De Vault Park and Spooner Park	Wish the park had swings
Invite	San Luis Obispo	45-54	Yes	laguna	Get the homeless people out of the parks and make panhandling illegal. Patrol areas where people camp and park in cars, smoking and littering.
Invite	San Luis Obispo	45-54	Yes	Lauguna Lake and others	We love these parks just as they are.
Invite	San Luis Obispo	45-54	Yes	Sinsheimer	Leash free dog area would be great!
Invite	San Luis Obispo	45-54	No	Bishop Peak	wonderful area, trail maintenance to improve safety at areas where path is narrow/uneven drop off steep would be welcome
Invite	San Luis Obispo	45-54	No	Laguna Lake	stop leash law
Invite	San Luis Obispo	45-54	No	Mitchell	Nope; it's a lovely park!
Invite	San Luis Obispo	55-64	Yes	1. French Park 2. Laguna Lake Park	Homeless population presence at Laguna Lake Park makes us uneasy at times
Invite	San Luis Obispo	55-64	Yes	Cuesta/Chorro	maintenance, on a couple of visits, electric receptical had no power
Invite	San Luis Obispo	55-64	Yes	MB Golf Course	It's great—keep it going!
Invite	San Luis Obispo	55-64	No	Bishop Park	Keep adding new land when available. As the population continues to grow, it will be more needed.
Invite	San Luis Obispo	55-64	No	Bob Jones Pathway	More parking. On weekends, it is often impossible to park, although the trail itself isn't that crowded.
Invite	San Luis Obispo	55-64	No	Creek Park	To not charge fees to get in. Also security patrols. Clean up Pirates Cove!
Invite	San Luis Obispo	55-64	No	Cuesta Park	More shade at BBQ areas
Invite	San Luis Obispo	55-64	No	El Chorro	Don't change El Chorro's name. The newly install paths/trails are appreciated; however, proposed tramways and restaurants to the top are fiscally and functionally bad ideas.
Invite	San Luis Obispo	55-64	No	Laguna Lake	Dredge Laguna Lake and stock it with trout them allow fishing again.
Invite	San Luis Obispo	55-64	No	Montana De Oro	Montana De Oro to connect with Avila via trails
Invite	San Luis Obispo	55-64	No	Morro Bay	no comments or suggestions- the parks seem ok
Invite	San Luis Obispo	55-64	No	Sinsheimer Park	Fill in gopher holes in frisby golf area
Invite	San Luis Obispo	55-64	No		more rest benches are needed

County of San Luis Obispo Parks and Recreation Survey

Survey	City or Unincorporated Community	Age	Kids	Park Name	Comments on Factors that Influence You to Visit the Park where You Go Most Often
Invite	San Luis Obispo	65-74	Yes	French Park	Young people learning soccer - maybe some little nets?
Invite	San Luis Obispo	65-74	No	Biddle	Restrooms in most parks are dirty
Invite	San Luis Obispo	65-74	No	Bishop Park	Close trails when muddy to prevent erosion.
Invite	San Luis Obispo	65-74	No	El Chorro	I especially enjoy the dog park and botanical garden. Unfortunate to have to pay park entrance fee on weekends to use these facilities.
Invite	San Luis Obispo	65-74	No	El Chorro	It's very nice!
Invite	San Luis Obispo	65-74	No	El Chorro	mostly visit the botanical garden and playground with grandkids
Invite	San Luis Obispo	65-74	No	Emerson	less homeless, make better use of basketball park
Invite	San Luis Obispo	65-74	No	Isca Park (city)	Clean up the dead leaves- the dead leaves are smothering the bushes and plants.
Invite	San Luis Obispo	65-74	No	Laguna Hills	Install a small basketball court and hoop
Invite	San Luis Obispo	65-74	No		Keep Dairy Creek Golf Course open. Droughts are cyclical and will end.
Invite	San Luis Obispo	75+	No	Avila Park/Plaza	no suggestions- it serves my purpose fine
Invite	San Luis Obispo	75+	No	Dairy Creek	Water the grass and leave it open
Invite	San Luis Obispo	75+	No	Santa Rosa Park	It is a good and well-maintained park. There is however and periodic homess problem.
Invite	San Luis Obispo	75+	No		dogs on leash
Invite	San Luis Obispo			Montana De Oro	I love our parks and appreciate what the county does to maintain them.
Invite	Santa Margarita	55-64	No	Cayucos Beach and Santa Margarita Lake	Keep up the great work!
Invite	Templeton	35-44	Yes	Atascadero Lake Park	Make Atascadero Lake swimmable again.
Invite	Templeton	35-44	Yes	Santa Margarita	We love visiting/camping at the lake. Especially like the undeveloped RV campint. Would like water at White Oak Flat restrooms.
Invite	Templeton	35-44	Yes	Templeton Park	Repair the broken play structure part that is currently broken as of 3/9/18. Daughter says, 'add soccer goals.'
Invite	Templeton	55-64	Yes	Bethal Park	better restroom facilities
Invite	Templeton	55-64	Yes	Templeton Park	None- it's perfect!
Invite	Templeton	55-64	No	Templeton	I love the Rios Calendonia and do decent tour for this park and local missions.

County of San Luis Obispo Parks and Recreation Survey

Survey	City or Unincorporated Community	Age	Kids	Park Name	Comments on Factors that Influence You to Visit the Park where You Go Most Often
					Please support any and all historic locations. The Elfin Forest is great too!
Invite	Templeton	55-64	No	Templeton Park	Our park is nearly perfect.
Invite	Templeton	65-74	No	San Simeon	Phone service
Invite	Templeton	65-74	No	Templeton and Atascadero	improve the picnic/bbq area
Invite	Templeton				Better safety for children, secure areas/fencing
Invite	None of the above	55-64	No		We have county parks?
Invite	None of the above	65-74	No	Bob Jones	Bike path on Los Berros Road or a bypass
Invite	None of the above	75+	No		Why doe Paso Robles have no county parks or facilities?
Invite				French Park	We have many dogs in the neighborhood. It would be a nice addition to have an areas for off-leash play. Maybe beside the tennis courts.
Open	Arroyo Grande	Under 25	No	Oceano Dunes	Stop putting up fencing that makes the area smaller, open more area to the public.
Open	Arroyo Grande	35-44	Yes	Biddle	Broken playgroundd nerds be fixed
Open	Arroyo Grande	35-44	Yes	Bob Jones Trail	Some parks need more lighting for safety. Additionally, we need to offer members of the community who are dealing with homelessness facilities, so that parks don't become default housing.
Open	Arroyo Grande	35-44	Yes	Bob Jones Trail/Nipomo Regional	We love the County Parks. They are such a vital resource to our community. We only wish there was a local pass for parks that had a different fee from people coming from out of town. Also, it is kind of confusing booking a campsite at some of the County Parks. Could locals get a first peek at campsites, too?
Open	Arroyo Grande	35-44	Yes	Heilmann Regional	I am an avid disc golfer and visit the course often. The local DG Club does a great job and the Rangers are great. My only complaint is the homeless folks and their behavior. Often they are yelling, cursing and taking substances by the picnic area fairly close to where children are playing. I have spoke up and have come really close to engaging in physical combat because of

County of San Luis Obispo Parks and Recreation Survey

Survey	City or Unincorporated Community	Age	Kids	Park Name	Comments on Factors that Influence You to Visit the Park where You Go Most Often
					their aggressiveness. I know this issue has ben reported and I haven't ben there for over a month. Hopefully this has been resolved. But, keep doing a great job with the course and I'm looking forward to the course at dairy Creek.
Open	Arroyo Grande	35-44	Yes	Rancho Grande Park	We choose to use that particular park because of its space, aesthetics and set-up, clean facilities and that all who attend the park are families, unlike other parks that include a more transient population.
Open	Arroyo Grande	45-54	Yes	Johnson Ranch	We have a thank you and two suggestions or requests. Thank you for providing dog poo bags, trash cans, and (Wow!) leashes at so many of the trailheads! We always use the trash can on our way out and often use the provided bags. We would really appreciate off leash hiking opportunities at least a couple days a week on a few of the trails. We would really appreciate seeing a lot less fecal matter along the trails. Seems like there are a lot of people dedicated to ensuring everyone's dog has a leash, perhaps they could also assist, educate, and ultimately ticket those who routinely leave waste along the trails. Thanks!
Open	Arroyo Grande	45-54			keep it clean and safe
Open	Arroyo Grande	55-64	Yes	Rancho Grande Park	The park is clean, friendly neighbors and has many amenities.
Open	Arroyo Grande	55-64	No	Biddle	Have a better process for entry fee when you have a large group of people coming in. Have had reunion and pre-wedding events and as hosts we wanted to pay the entry fee not the guests.
Open	Arroyo Grande	55-64	No	lopez lake	free parking
Open	Arroyo Grande	55-64	No	Nipomo	I play pickleball and would like to have more courts/times available for open play.
Open	Arroyo Grande	65-74	Yes		Keep Laguna Golf course for sure!!!!
Open	Arroyo Grande	65-74	No	Lake Lopez	Maintain the hiking trails. Better maps of the trails.
Open	Arroyo Grande	65-74	No	lopez lake	we used to belong to the Friends of Lopez Lake, but the group seems to have decided most of its time and money should be sent

County of San Luis Obispo Parks and Recreation Survey

Survey	City or Unincorporated Community	Age	Kids	Park Name	Comments on Factors that Influence You to Visit the Park where You Go Most Often
					on supporting horse groups and sponsoring races. Would like to see more hiking, kayaking and park cleanup/improvements.
Open	Arroyo Grande			Cuesta park	I love the parks, keep clean! And keep up the good work!
Open	Arroyo Grande			Dairy Creek	Keep the 18 hole golf course.
Open	Arroyo Grande			El Chorro	Keep up the great work!
Open	Arroyo Grande			Morro Bay Golf Course	Maintenance.
Open	Arroyo Grande			nipomo park	open land and trails is what we need
Open	Arroyo Grande			Rancho Grande	- more climbing equipment - water features that children can play in - dogs on leashes
Open	Atascadero	Under 25	No	Santa Rosa Park	Better bathroom lighting, at night it feels unsafe, especially during the winter when the sun goes down earlier. A second bathroom should be considered, something closer to the skate park and rink which has a lot more use.
Open	Atascadero	25-34	Yes	Paloma Park	We need more parks. Paloma is the best one in the city. But we need more.
Open	Atascadero	25-34	No	Santa Margarita Lake	More trails and improved trails. Mountain bike specific trails and recreation opportunities.
Open	Atascadero	35-44	Yes	Atascadero Lake Park	Clean restrooms. Safe walking paths
Open	Atascadero	35-44	Yes	Lopez Lake	Offer County Employee discounts for us hard working people who love the outdoors.
Open	Atascadero	35-44	Yes	Paloma	Exercise course.
Open	Atascadero	35-44	Yes	Sonsierner	I would like to enjoy more trails around the parks
Open	Atascadero	35-44	Yes		Add parks with additional sports fields - similar to Barney Schwartz in Paso. We need fields for youth sports!
Open	Atascadero	35-44	No	Templeton Community Park	Heat the pool in Templeton Park. Paint over graffiti in the Gazebo.
Open	Atascadero	45-54	Yes	Atascadero Lake Park	This is a great park!
Open	Atascadero	45-54	Yes	Bob jones trail	No just enjoy being outside walking
Open	Atascadero	45-54	Yes	El Charro	Allow 805 Youth Lacrosse to use upper field at Damon Garcia. These kids weigh less than 100lbs. Little to no damage to

County of San Luis Obispo Parks and Recreation Survey

Survey	City or Unincorporated Community	Age	Kids	Park Name	Comments on Factors that Influence You to Visit the Park where You Go Most Often
					field. Call Bishops Peak Elementary principle for reference. We have been using his field(too small for a full size lax field) for 4 yrs.
Open	Atascadero	45-54	Yes	Laguna lake / Heilman Park	We would like to see less structures that intrude on the natural setting of the parks such as playgrounds, rolf (frisby-golf) course, soccer or play fields as this detracts from being able to get into nature; away from noise and distractions. We need for nature preserve parks that allow people to truly experience nature and garner the most benefits (distressing from our daily lives). That's not possible when you have loud games and sports, barbeque pits, and playgrounds.
Open	Atascadero	45-54	Yes	Paloma	Most parks are fine. With the homeless, pedophile and indigent community out of control we are using public facilities less. The last time I was at Meadow Park for a school outing an elderly woman's diaper was thrown in the corner. These are NOT the kind of experiences I want my children exposed to. The utter filthiness of restrooms and the parks themselves are a blight to America. Our tax dollars are funding third world conditions while theft and mismanagement is running rampant.
Open	Atascadero	45-54	Yes		I would be nice to see a county sports complex where tournaments could be held to support your athletics. Open space is nice and I would not want to sacrifice that - but we have a shortage of sporting fields in this county.
Open	Atascadero	45-54	No	Heilmann Regional Park	Working with the local disc golf club and allowing them to upgrade the park....new benches at each tee pad, etc.
Open	Atascadero	55-64	No	Heilmann	Permanent Pickleball courts at Heilmann would be a big plus and get tons of use. They would also bring in people from out of the area who would use our hotels and restaurants.
Open	Atascadero	55-64	No	Heilmann	We need permanent pickleball courts in atascadero

County of San Luis Obispo Parks and Recreation Survey

Survey	City or Unincorporated Community	Age	Kids	Park Name	Comments on Factors that Influence You to Visit the Park where You Go Most Often
Open	Atascadero	55-64	No	Heilmann Regional Park	Heilmann Regional Park's parking lot is in bad disrepair and it is very small. Additionally, patrons park along side the road, El Bordo Avenue, which presents a hazard to both pedestrians and vehicle traffic.
Open	Atascadero	55-64	No	Santa Margarita Lake	designate quiet time earlier than 10pm. enforce quiet time regulations. the late quiet time regulations without enforcement encourages 'partying'
Open	Atascadero	55-64	No	Santa Margarita Lake	Great place! More kayaks to rent.
Open	Atascadero	55-64	No	Santa Margarita Lake	I ride at Santa Margarita Lake at the River Road entrance weekly. It would have a large increase in use if a horse camp could be established at the trail head at the River Road entrance. Riders would use the trails more frequently if they could camp overnight.
Open	Atascadero	65-74	No	Atascadero Lake	A few more trash cans needed near the lake. Signs to remind people not to clutter the park and volunteers to help keep out dead debris, & litter etc. in the park & around the lake. Any dead trees or shrubs should be removed in a timely manner to prevent a fire hazard. Safety is of utmost importance to everyone, even animals who visit the Park.
Open	Atascadero	65-74	No	El Chorro Regional Park	The campgrounds should be updated, leveled and more full hookup spaces.
Open	Atascadero	65-74	No	Heileman county park	A trail map for walking the dog would be great. The disc golf players are sometimes hard to see in the dips and hollows of the park.
Open	Atascadero	65-74	No	Heilman Park	Better road and parking maintenance.
Open	Atascadero	65-74	No	Heilmann Park	Move the homeless out of the BBQ areas and park. A lot of women feel uncomfortable having to walk by them at the BBQ area on the way to the tennis courts and using the restrooms. We use to book the BBQ area on occasion but I would not book it now because I think there are issues with sanitary conditions of

County of San Luis Obispo Parks and Recreation Survey

Survey	City or Unincorporated Community	Age	Kids	Park Name	Comments on Factors that Influence You to Visit the Park where You Go Most Often
					the table and immediate area around them and a safety issue with kids.
Open	Atascadero	65-74	No	Santa Margarita Lake	Connect trails front and back side of lake
Open	Atascadero	65-74	No	Santa Margarita Lake	Offer locals a special rate to visit Santa Margarita Lake. It is too expensive. If you offered a local fee for an annual pass at a reasonable price, I would buy that. By offering that to locals, and not a local rate for day passes, there is no issue at the entrance if that is a barrier to a local rate.
Open	Atascadero	65-74	No		Allow horseback riding
Open	Atascadero	65-74	No		For the space it is very well laid out and fits a variety of use. I notice it is very well attended all day as well for Recreation Programs
Open	Atascadero	65-74	No		I use Paloma Park and Atascadero Lake Park, I walk my dogs in the parks also family gatherings and concerts in the summer months. Too many activities in the parks to mention but my household does attend many events
Open	Atascadero	65-74	No		Maintain safety of public recreation areas by controlling the loitering of homeless.
Open	Atascadero		No	Lopez Lake	Be More active with lake bed brush removal to allow better sailing in shallow areas of Lake
Open	Atascadero			atascadero	park is very nice and the dog park is always in use. attended several festivities at the barbeque pit and it facilitated large groups.
Open	Atascadero			El Chorro	Need accessible sports fields for all seasons. Lacrosse is a need.
Open	Atascadero			Heilmann park	Do something about all the homeless that hang out at the picnic tables.
Open	Atascadero			Paloma Creek	A place for Lacrosse would be so cool! A lot of kids travel to SLO to play
Open	Atascadero			TK	More volunteer trash pick up days. Longer open hours like Madonna
Open	Atascadero				Advertise trials to locals
Open	Avila Beach	35-44	Yes	E.A. French, Throop, Sinshiemer,	Cleaner bathrooms are needed

County of San Luis Obispo Parks and Recreation Survey

Survey	City or Unincorporated Community	Age	Kids	Park Name	Comments on Factors that Influence You to Visit the Park where You Go Most Often
				Meadow, Damon Garcia	
Open	Avila Beach	35-44	Yes	Sinsheimer	Trash pick up is always needed on occasion. Also, we need some patrolling and infrastructure (lights, gate, ground leveling) at Pirates Cove. We love the dog friendly beach and easy dog waste bags/disposal. More of the disposal sites at other dog friendly parks could be nice.
Open	Avila Beach	65-74	No	Avila Beach Park	Grounds are kept-up and the staff is always friendly and happy to assist, if necessary.
Open	Avila Beach	65-74	No	Avila Beach Park	Park staff is doing a great job of keeping up the park
Open	Avila Beach	65-74	No	El Chorro	More publicity would increase residents use of Parks.
Open	Avila Beach	75+	No	cave landing	graffiti removal, litter removal, closer after sundown, surface parking area
Open	Avila Beach			Avila Beach	Love Bob Jones Trail!
Open	Cambria	35-44	Yes	Shamel	Not sure if town or county but Shamel and San Simeon are used by my family weekly
Open	Cambria			Shamel	Cooperate with State Parks to make signs about dogs much more obvious.
Open	Cambria			Shamel Park	The restrooms could use some help.
Open	Cayucos	55-64		Hardie Park	BBQ pits and lighting needs upgrading
Open	Cayucos	65-74	No	El Chorro campground and golf course	County beaches need restrooms Get control of excess rain run off in creeks to use for water in county parks.
Open	Cayucos	75+	No	EL CHORRO	UP GRADE THE GOLF FACILITIES SO THE REMAINING 9 HOLES WILL BE QUALITY OR SHUT IT DOWN.
Open	Creston	35-44	Yes	Barney Swartz	It would be more convenient to have a park in Creston. Especially, with a pool for all to get some exercise.
Open	Creston	35-44	Yes	Creston Elementary School	Creston needs a park! The school grounds are poorly maintained and what should be a grass area for the softball outfield is dangerous to run on because of uneven ground. The Creston Community pool which was built by the community members of Creston in the '60s and is supported by volunteer efforts of the community, is on the school grounds. Atascadero Unified now controls the

County of San Luis Obispo Parks and Recreation Survey

Survey	City or Unincorporated Community	Age	Kids	Park Name	Comments on Factors that Influence You to Visit the Park where You Go Most Often
					grounds and is making it more difficult every year for the volunteers to keep the pool open. This community desperately needs a pool and a park! Creston residents have an excellent track record for volunteering. We would love to have the support of our county for a park at the old Creston fire station! That building is in use for various organizations all the time!
Open	Creston	35-44	Yes	Creston Pool and Atascadero Lake Park	Improved pool facilities and shade.
Open	Creston	35-44	Yes	Creston pool and elementary	We live in Creston and my daughter goes to school here also I own a business in Creston and we use the pool all summer long and the play ground on the school yard we need to keep this going it is the only thing for our kids to do and enjoy in the summer. We love our community and they are what has kept this pool going for a very long time but now its time the county starts helping to be able to keep this going for all the kids.
Open	Creston	35-44	Yes	Creston pool during the summer	We need our own park in Creston. There are hundreds of people in Creston and outlying areas and a lot of them are kids. We have to travel 30 minutes to get to a park. I pay taxes and I want them to stay in my community not sent to Atascadero! Our kids deserve better!
Open	Creston	35-44	Yes	Paloma in Atascadero	I live in Creston and would love a park and pool there so I don't have to drive to Atascadero.
Open	Creston	35-44	Yes	Santa margarita	Creston needs it's share of attention for its pool and a park.
Open	Creston	45-54	Yes	Santa Margarita Lake Park	Making the lake accessible for passive, body-contact water sports (swimming, windsurfing, paddleboarding, etc.) would do a LOT for this park. It's HOT here much of the year, and use of the backside is limited by lack of potential to cool our feet. Frontside camping is also limited by the heat. While there is a seasonal pool, it's silly with a lake right there available.

County of San Luis Obispo Parks and Recreation Survey

Survey	City or Unincorporated Community	Age	Kids	Park Name	Comments on Factors that Influence You to Visit the Park where You Go Most Often
					When we hike/ride into the only horse camp available here (backside) it would be SO lovely to be able to take a dip. I know...it's SLO's drinking water. This is not an issue with other communities that share drinking water with use lakes (Castaic, for example). We allow motorboats but not human contact? Motorized boats bring their own hazards (oil, litter from boats, I've seen fishermen urinating from these boats). Horse camping nearer to River Road would provide horsemen of a variety of ages and abilities more access to the opportunities to ride and enjoy those back trails as well. A loop trail ALL the way around the lake would be FANTASTIC!
Open	Creston	45-54	Yes	Templeton park	I love Templeton Park during the concerts in the park.
Open	Creston	45-54			A new pool in Creston and improvements to existing park/garden currently being maintained by a small group of residents.
Open	Creston	55-64	Yes	Atascadero	More indoor activities for children to play in and run around when it's so darn hot out. Keep maintaining pools maybe another indoor pool.
Open	Creston	55-64	Yes	Atascadero lake park	I live in Creston, it would be GREAT if there were a park, the pool we could have access to.
Open	Creston	55-64	No	Creston School/Swimming Pool	The community of Creston deserves and needs a park/swimming pool that is not connected to the Atascadero Unified School District. We are the only community without a stand alone facility. We have a community center, why not incorporate a park and swimming pool in that area such as Templeton, Shandon, and San Miguel now have? Our tax dollars need to stay in our community and serve it's residents. The Creston Community Association for 40 years has provided funding for our small pool (over \$17,000.00 last season) and now the AUSD is no longer willing to work with us to keep

County of San Luis Obispo Parks and Recreation Survey

Survey	City or Unincorporated Community	Age	Kids	Park Name	Comments on Factors that Influence You to Visit the Park where You Go Most Often
					the pool open. Without a change, the pool may not survive and that would be a disservice to the residents who live here. community
Open	Creston	65-74	No	Creston pool	To have a clean and up to date pool facility in Creston. Also the Creston Community Center and Garden is a wonderful place for our community.
Open	Creston			Atascadero at the pavilion	The community of Creston needs a pool and park for families to enjoy and cool off . It is a gathering place for people to meet. the pool is old and needs to be repaired.Tax dollars well spent to help a small community that has over 100 years of history & charm.
Open	Creston			Barney Swartz Park	Creston needs a park of its own
Open	Creston			Creston	Creston pool is used by the community and could use upgrades to the pool decking to allow more visitors.
Open	Creston			Creston pool	Needs to be updated, pool is falling apart and needs our local tax dollars to go where it belongs, local
Open	Creston			creston pool	We use the creston pool every day in the summer as well ss the playground. It should be maintained just like all the other county pools..
Open	Creston			Montana de oro	We would love to see some attention to our Creston pool. It is such a treasure for the local kids who do not have anything besides the library in town during the summer.
Open	Creston			Paloma Creek	Creston pool is a huge part of our Creston Community. It is very hard for the community to keep the lease for the pool with Atascadero Unified School district raising costs.
Open	Creston			Santa margarita	Creston needs the pool. Kids and families depend on it
Open	Grover Beach	35-44	Yes	Biddle PRK	Needs ground maintance, out last visit I had to leave and relocate a family picnic for Girl Scouts, the grounds are covered in stinging nettle and poison oak and beetles. The walk ways, not such the out skirts.

County of San Luis Obispo Parks and Recreation Survey

Survey	City or Unincorporated Community	Age	Kids	Park Name	Comments on Factors that Influence You to Visit the Park where You Go Most Often
Open	Grover Beach	35-44	Yes	Elm street	Getting to word out more many moms and parents dobt know the wonderful programs and activities to be had
Open	Grover Beach	35-44	Yes	Ocean dunes state vehicle recreation area	If the dunes shut down my family would move. My wife is a registered nurse and the dunes is where we go to relax!
Open	Grover Beach	35-44	Yes	Oceano state parks	Open more area of the dunes back up for generations to enjoy
Open	Grover Beach	35-44	No	Meadows	A connected bike trail.
Open	Grover Beach	45-54	No		You charge for access to lake lopez. you should charge the power boats, not canoe kayak and row, your 15 dollars to access the water is stupid! Rather than be available for public use you made it an exclusive place for wealthy boaters.
Open	Grover Beach	55-64	Yes	lopez lake	parking passes, free days
Open	Grover Beach	55-64	No	ramona park	1. more children friendly 2. more importantly keep the homeless out so the people who pay the taxes can use it 3. move the bus stop
Open	Grover Beach	65-74	Yes	Grover heights park	Replace uneven sidewalk pieces that are broken or are a safety issue. Clean out weeds and over grown grasses in beds. Keep area around and including inside bathrooms.
Open	Grover Beach	65-74	No	Chumash	More shaded areas
Open	Grover Beach	65-74	No		Parks are not clean.
Open	Grover Beach			Atlantic city ave.	Don't close Dairy Creek. I golf every week and utilize all county golf courses as well as Nipomo golf courses. That is one reason I moved up here from south orange county. The county courses are too busy there.
Open	Los Osos	25-34	Yes	Los Osos Community Park	Possibly put in a basketball court (even a half court). The only available courts are all currently in schools, which the public can't use when they are in session
Open	Los Osos	25-34	Yes	Me	Would love a better playground at that park
Open	Los Osos	25-34	No	El Chorro Regional Park	It's not clear which parks are county parks and which ones aren't. So, I'm not sure if I've visited a county park, state park, or other.
Open	Los Osos	35-44	Yes	Chorro	More youth outdoor programs

County of San Luis Obispo Parks and Recreation Survey

Survey	City or Unincorporated Community	Age	Kids	Park Name	Comments on Factors that Influence You to Visit the Park where You Go Most Often
Open	Los Osos	35-44	Yes	El chorro	Los Osos is in great need of parks for recreation. There are many young active families here but not many county recreational facilities for the amount that we contribute in property taxes. A sports complex/regional park could go in the Broderson/triW property in the middle of town.
Open	Los Osos	35-44	Yes	Los Osos Community Center	replace the shredded tire mulch in the playground area with woodchips or a padded surface. The shredded tires smell bad, create a lot of blackish dust and get kids shoes and hands very dirty.
Open	Los Osos	35-44	Yes	Los Osos community center park	More monitoring as there are lots of homeless and kids are uncomfortable. Another kind of groundcover besides shredded tires. A tennis court into a pickle ball court. More recreational options, handball walls, disc golf...
Open	Los Osos	35-44	Yes	Los Osos Community Park	Yes, the skate park should not have hours of operation or a fence surrounding it. It should be available to kids to use. The access to the park is not great, especially with a stroller. The crossing across Los Osos Valley Road needs a longer cycle.
Open	Los Osos	35-44	Yes	Montanna de Oro	make them dog friendly
Open	Los Osos	45-54	Yes	El chorro	Improve road
Open	Los Osos	45-54	Yes	Los osos community park	Address the homeless population issue, directly, head on... the population of mentally ill & or substance abusing homeless persons is increasing, rapidly in county parks.
Open	Los Osos	45-54	Yes	Los Osos Community Park	I have children and the playground area is pretty boring and inadequate for the population of kids in Los Osos. This area should be enlarged. I would like the toxic recycled tire groundcover replaced. The homeless population is menacing around this park, especially behind the school house, near the bathrooms. It would be nice if families could use the park without the foul language and homeless parked at the picnic benches. We use and appreciate the skate park several times per

County of San Luis Obispo Parks and Recreation Survey

Survey	City or Unincorporated Community	Age	Kids	Park Name	Comments on Factors that Influence You to Visit the Park where You Go Most Often
					week. This is a huge value to the very underserved tweens and teens in this area. I would like to see pickleball courts and additional trails for scooters, bikes and skateboarders.
Open	Los Osos	45-54	Yes	Los Osos community park	Update bathrooms for Los Osos Park
Open	Los Osos	45-54	Yes		Better policing of homeless population. Remove drug dealers. Etc.
Open	Los Osos	45-54	No	El Chorro	El Chorro park is lovely, I wish we had something similar closer to Los Osos.
Open	Los Osos	45-54	No	Los Osos Community Park	The Community Center could be more open to children's camps during the Summer. The outside area could use wood picnic tables inviting community members to have picnics in the Summer. There should be a safe (far from LOVR) bike path from the park to Monarch Grove Elementary this would be so beneficial for the community. We could use Memorial Benches to help build the path.
Open	Los Osos	55-64	No	all	more in Los Osos
Open	Los Osos	55-64	No	Bishops Peak	No changes. You are managing well
Open	Los Osos	55-64	No	Del mar	I would like to see a pickle ball court in Los Osos
Open	Los Osos	55-64	No	Del Mar	This park is perfect for pickleball. We'd like to see a similar facility in Los Osos.
Open	Los Osos	55-64	No	Del Mar park Morro Bay	I would love to see Pickle Ball courts in Los Osos! Pleeese!
Open	Los Osos	55-64	No	El Chorro	Make Dairy Creek a destination golf practice center. Make the designated 9 hole course into a multi-tee 18 hole course.
Open	Los Osos	55-64	No	El Chorro	More non-golf recreational opportunities for people of all ages and abilities. More trails.
Open	Los Osos	55-64	No	Los Osos	Consider additional offerings such as pickle ball.
Open	Los Osos	55-64	No	Los osos	Pickle ball courts
Open	Los Osos	55-64	No	Los Osos Community Park	Installing a pickleball court would allow players to remain in Los Osos instead of having to travel to Morro Bay to use their facility.

County of San Luis Obispo Parks and Recreation Survey

Survey	City or Unincorporated Community	Age	Kids	Park Name	Comments on Factors that Influence You to Visit the Park where You Go Most Often
Open	Los Osos	55-64	No	Los Osos Community Park & Montana De Oro, Morro Bay Shoreline and bike path	More tennis courts, there needs to be a dog park in Los Osos - but not on the bay! The bay's edge is being trampled by dog walkers, meaning rare native plants are being stepped on and diminishing from there not being enough limited paths for walkers with protection of the wildlife and intertidal zone.
Open	Los Osos	55-64	No	Los Osos Park	Allow Pickleball to be played on the tennis courts since tennis IS NOT played everyday at the LO park.
Open	Los Osos	55-64	No	Los Osos Park	More walking trails. Picnic tables and a dog park.
Open	Los Osos	55-64	No	Los Osos Park	We would love to have a pickle court(s) added to the Los Osos park
Open	Los Osos	55-64	No	Montana de Oro	Keep it free and natural
Open	Los Osos	55-64	No	Montana de Oro	Maybe that mountain bikers must yield right of way to hikers/runners?
Open	Los Osos	55-64	No	Montana De Oro (State)	Need a county park in Los Osos
Open	Los Osos	55-64	No	Santa Margarita lake	We love Santa Margarita Lake because it's NATURAL and relatively UNDEVELOPED. We go there for the wildlife, natural beauty and peace and quiet. More trails or better maintenance of existing trails for hiking would be nice.
Open	Los Osos	55-64	No	South Bay	We need a good, fenced, two-sided Dog Park!
Open	Los Osos	65-74	Yes	Santa margarita lake	Stock lake with trout
Open	Los Osos	65-74	No	`Del Mar Park	Add pickle ball in Los Osos
Open	Los Osos	65-74	No	bishop's peak trails	more benches
Open	Los Osos	65-74	No	El Moro Bicycle Pedestrian Path	1. Replace the 4 dilapidated Interpretive Signs, 2. Place permanent erosion control features especially along the area 100 feet west of South Bay Blvd., 3. Replant natives in the eroded and bare spots along the Path (Los Osos Middle School's ASB Leadership Class has volunteered to do this but have been waiting for several weeks for Park's to arrange for a Snail Monitor (I'm working with Bob Yetter on this issue)., 4. Removal of dried fuels

County of San Luis Obispo Parks and Recreation Survey

Survey	City or Unincorporated Community	Age	Kids	Park Name	Comments on Factors that Influence You to Visit the Park where You Go Most Often
					along the path prior to fire season (3-4 foot tall veldt grass). I have also made this formal request to Bob Yetter and am awaiting a reply.
Open	Los Osos	65-74	No	Laguna lake	Remove the drug dealers and homeless. Get rid of pines and plant nice shade trees in park entrance area which is barely used now
Open	Los Osos	65-74	No	Los Osos community	Need dog park area Small pocket parks/improved trails throughout town in the dirt-non county maintained right of ways. This would enable safer walking for everyone
Open	Los Osos	65-74	No	Los Osos community center	change out the tire mulch in the swing area
Open	Los Osos	65-74	No	Los Osos Community Center	I do but would take the rest of the day and far too many hours to write it
Open	Los Osos	65-74	No	Los Osos community center park	I would like to see pickle ball courts installed. I would also love to see the paved path along LOVR/Pecho extended up past the water tower all the way into Montana de Oro. This would make it much safer for bike riders riding to the park as right now there's not even much of a bike lane and it would also make it possible to walk all the way up to the park entrance.
Open	Los Osos	65-74	No	Los Osos Community Park	Do something about the homeless encampments. I do not feel it is a safe place to take my grandson's but it is our only local park.
Open	Los Osos	65-74	No	Los Osos Park	It would be nice to have a separate designated pickleball court WITHOUT using any of the three tennis courts
Open	Los Osos	65-74	No	Meadow	Los Osos needs/deserves/would use a community pool. Money was collected for this years ago. We did not need a skate park. It is under used.
Open	Los Osos	65-74	No	Montana De Oro	I would like to see local park(s) in Los Osos
Open	Los Osos	65-74	No	Quarry Park SP	Infrastructure for biking in the unincorporated areas would be great. For example areas at intersections that

County of San Luis Obispo Parks and Recreation Survey

Survey	City or Unincorporated Community	Age	Kids	Park Name	Comments on Factors that Influence You to Visit the Park where You Go Most Often
					support safe biking, 'Green Lanes' Bike paths that lead to parks.
Open	Los Osos	65-74	No		More parks, local parks in neighborhoods
Open	Los Osos	65-74	No		Would like a pickle ball court in Los Osos
Open	Los Osos	75+	No	Del Mar	Additional Pickleball courts. There are two tennis courts in Los Osos that have very little use by tennis players. One of these courts could be converted into two Pickleball courts, thus getting far more use than now.
Open	Los Osos	75+	No	Pasadena Park, Baywood	Keep it clean and wild.
Open	Los Osos			Baywood Park	Los osos has a very nice park
Open	Los Osos			LO Community Park	Pickleball court(s), dog park
Open	Los Osos			Los Osos	Please bring in Pickleball Courts.
Open	Los Osos			Los Osos Community park	We need walking trails that allow dogs (on leash is fine). Nice areas for grandkids to play other than the same park. And some quiet outdoor areas for, just that, quiet open space.
Open	Los Osos			Los Osos Community	Develop the brush area behind it. Make a Dog Park.
Open	Los Osos			Montana de Oro	Allow dogs
Open	Los Osos			Sweet springs and MOD	We need more playgrounds in Los Osos. 2nd street is a great location or a pocket park in sunset terrace like the Ann Holm park in slo. Also connect sweet springs to the 2nd street pier. Trail from lis Osos to Avila? Making all of sweet springs a boardwalk would be great for wheelchairs and strollers. The new extension is great but super short.
Open	Morro Bay	25-34	No	El Chorro Regional Park	no weekend parking fee
Open	Morro Bay	25-34	No	Montana de oro	Less enforcement
Open	Morro Bay	45-54	Yes	El chorro	Keep dairy creek open
Open	Morro Bay	55-64	No	El Chorro	More leash free areas for dogs
Open	Morro Bay	55-64	No	El Chorro Regional Park	annex more land
Open	Morro Bay	55-64	No	Montana de oreo	Add mountain bike trails

County of San Luis Obispo Parks and Recreation Survey

Survey	City or Unincorporated Community	Age	Kids	Park Name	Comments on Factors that Influence You to Visit the Park where You Go Most Often
Open	Morro Bay	55-64	No	Morro Bay Golf Course	they need water at Dairy Creek Golf Course. It is a shame to let this course deteriorate just from lack of water!
Open	Morro Bay	65-74	No	del mar	like to have bocce courts
Open	Morro Bay	65-74	No	Del Mar park	I would like more pickleball courts.
Open	Morro Bay	65-74	No	El Choro regional park	It's a beautiful park that needs some regular care.
Open	Morro Bay	65-74	No		A new boardwalk was built on the Estuary side of the trail recently, but I wish it were wider. People passing each other is difficult. But I'm grateful for the boardwalk because people don't have to walk in the mud on the Estuary side of the trail.
Open	Morro Bay			Chorro	Open the Atascadero State Beach if it isn't already!
Open	Morro Bay			Del Mar	The parks are absolutely beautiful and well maintained.
Open	Morro Bay			Del Mar Park	I love the pickleball courts and use them at least a couple times/week. It'd be nice to have some in Los Osos, also, as there is often less wind there than in North Morro Bay, where Del Mar Park pickleball courts are located.
Open	Morro Bay			El Chorro regional park	Sometimes the grass needs to be mowed more often, but it's a beautiful park.
Open	Morro Bay			Morro Bay golf course	It is fine
Open	Morro Bay			Shinscimmer	Thank you for our great parks
Open	Nipomo	25-34	Yes	Bob Jones	Get the homeless druggies off the parks. I don't take me kids as much as I'd like to because the homeless and druggies are running the town. It leaves the parks unsafe for us.
Open	Nipomo	25-34	Yes	Nipomo Park	Better playgrounds, noticed the old one got removed and a new one is getting put in but some of they stuff looks like its more for toodlers & babies then for pre-teens or even 5-6 year olds.
Open	Nipomo	25-34	No	El Chorro Regional	Cleanlier bathrooms
Open	Nipomo	25-34	No	Oceano Dunes SVRA	It could be bigger.

County of San Luis Obispo Parks and Recreation Survey

Survey	City or Unincorporated Community	Age	Kids	Park Name	Comments on Factors that Influence You to Visit the Park where You Go Most Often
Open	Nipomo	35-44	Yes	Nipomo community park	upgrades to our children play areas and need of skate park
Open	Nipomo	35-44	Yes	nipomo park	community pool
Open	Nipomo	35-44	Yes	Nipomo Park	It needs an all purpose building to give the community a reasonable place to gather, to celebrate, to participate in functions, and to provide an outlet for kids that have nothing.
Open	Nipomo	35-44	Yes	Nipomo Regional Park	The park has a wonderful baseball facility which my son participates in. The softball league which my daughter plays tball in is lacking a good field. They've played at Dana in the past and there's no bleachers and no restroom facilities on the weekend.
Open	Nipomo	35-44	No	Oceano Dunes	I grew up on the Nipomo Mesa next to the Monarch dunes golf course , They removed thousands of trees and now complain about the dust from the dunes . I believe the county should stop taking away land from the dunes for recreational vehicle use . Its getting out of hand and they are taking away family fun environments because they do not use nor appreciate what we have .
Open	Nipomo	45-54	Yes	Nipomo Community	The playground equipment has been sitting to be up in for over 4 months now. What a waste of county money. We also need any basketball courts that are lined correctly. The kids can't play at the schools as they are closed weekends and holidays.
Open	Nipomo	45-54	Yes	Nipomo Community Park	Nipomo Community Park needs more multi use fields for Baseball, Softball, Football, Soccer etc. These facilities were built over 20 years ago when the community was smaller. The existing facilities are old and need improvements. Walking paths would be very useful. The community has outgrown this park.
Open	Nipomo	45-54	Yes	Nipomo Park	I play pickle ball at Nipomo Park 3+ times a week. It would be a real improvement if we had our own designated courts, and they were not shared with basket ball courts and ground soccer. The wear and

County of San Luis Obispo Parks and Recreation Survey

Survey	City or Unincorporated Community	Age	Kids	Park Name	Comments on Factors that Influence You to Visit the Park where You Go Most Often
					tear on the paint and concrete stress lines lessens the quality and conditions for play. Thanks for asking for my opinion!
Open	Nipomo	45-54	Yes	Nipomo Park	Keeping the natural rural feeling Love to ride horseback, and hike.
Open	Nipomo	45-54	Yes	nipomo park	Nipomo park has a wonderful natural area with trails for equestrians and hiking which should be left alone. It is one of the few remaining stands of untouched forest .
Open	Nipomo	45-54	Yes	Nipomo Regional Park	Provide more and better horse trails.
Open	Nipomo	45-54	Yes	Oceano Dunes	Open it up more and stop restricting land to please a few people that just moved into the area.
Open	Nipomo	45-54	No	Biddle park	Mow the grass
Open	Nipomo	45-54	No	Nipomo	Keep open green space for use with trails, etc. No new buildings or sporting fields / courts. That need should be taken care of at a facility specifically for that
Open	Nipomo	45-54	No		keep shared trails open to horses
Open	Nipomo	55-64	Yes	Nipomo	Fire pits fixed or replaced at lopes lack
Open	Nipomo	55-64	Yes	Nipomo Park	We have always love Nipomo Park. The natural open space is wonderful to hike in and the grassy areas lovely to play on. The tennis courts and the bathrooms could really use some help. Other than that it is an amazing little park!
Open	Nipomo	55-64	No	Nipomo	I would like permanent Pickleball Courts available. There are days and nights would like to play in Nipomo park, but the nets are not set up. We have to drive out of our area, but time doesn't allow us to do that. Our community needs this for health and commerce.
Open	Nipomo	55-64	No	Nipomo	Make a separate fenced area for basketball. add permanent nets to pickleball courts. Improve signage and enforce to keep usage of courts to court users, basketball, pickleball and tennis.
Open	Nipomo	55-64	No	Nipomo	provide ADA compliant walking path along the perimeter of Nipomo park
Open	Nipomo	55-64	No	Nipomo	We have watched the new playground equipment sit for a year. Explaining to my

County of San Luis Obispo Parks and Recreation Survey

Survey	City or Unincorporated Community	Age	Kids	Park Name	Comments on Factors that Influence You to Visit the Park where You Go Most Often
					grandchildren why our government can't perform is sad.
Open	Nipomo	55-64	No	Nipomo community Park	Yes. I have sued you and will do it again as you don't understand the term NEXIS. You r idiots.
Open	Nipomo	55-64	No	Nipomo Park	Continue to have horse trails.
Open	Nipomo	65-74	Yes	Nipomo	Greater recreational facilities should be created,e.g., soccer fields, gym/community center, pool. Nipomo regional park is very central with lots of open space yet peripheral facilities at schools are used to the point of excessive. Nipomo is constantly growing.
Open	Nipomo	65-74	Yes	Nipomo	Since we move to Nipomo in August 2017,our family has been playing Pickleball three times a week in Nipomo, another three times playing Tennis and Pickleball in AG and Grover City. I believe Nipomo facility is the poorest condition, however, it is most attended by Pickleball players every time we play. We would like to see a few permanent Pickleball courts at Nipomo Park. It has been wonderful experiences for our family moving to Nipomo and actively participating these nearby community parks activities.
Open	Nipomo	65-74	Yes	Nipomo regional park	Better and more Pickleball Courts, some with permanent nets, so people can play anytime during the day. There is already a group playing T/F/S/S 9 AM-12 noon, unfortunately many of us work and hours don't work. Also, on the weekends 4 courts isn't enough.
Open	Nipomo	65-74	Yes	Nipomo Regional Park	The pickleball courts need to be maintained and expanded.
Open	Nipomo	65-74	No	Avila Beach & Oceano Dunes	Reduce the number of off-road vehicles on the Oceano Dunes. The Dunes are beautiful in their natural state. To have to listen to the roar of engines all weekend long and on holidays ruins the aesthetics, not to mention the kicking up of all the dust (which you can see as you head south on the 101 from SLO).

County of San Luis Obispo Parks and Recreation Survey

Survey	City or Unincorporated Community	Age	Kids	Park Name	Comments on Factors that Influence You to Visit the Park where You Go Most Often
Open	Nipomo	65-74	No	DANA in Nipomo	To better access the DANA grounds, the road, Oakglen, needs to have a secondary access. We have been waiting years for this to happen; an over pass over the 101 fwy would make getting to DANA easier.
Open	Nipomo	65-74	No	Dog parks	Need one closer to home
Open	Nipomo	65-74	No	Laguna	Worst decision to destroy the best golf course, Dairy Creek, in the County. Less than 18 holes will reduce attendance to nothing. Very short sighted Board of Supervisors. They lack a true understanding of resources.
Open	Nipomo	65-74	No	Lopez Lake	Restock the lake.
Open	Nipomo	65-74	No	Montano del Oro	continue to maintain and keep open all equestrian trails, trail heads and parking
Open	Nipomo	65-74	No	Nipomo	build skate park
Open	Nipomo	65-74	No	Nipomo	Dedicated pickleball courts
Open	Nipomo	65-74	No	NIPOMO COMMUNITY	PICKLEBALL COURTS UPGRADE TO PERMANENT WITH NETS. THE COURTS ALSO NEED MAINTENANCE.
Open	Nipomo	65-74	No	Nipomo park	Better maintenance of the baseball/ softball fields in Nipomo
Open	Nipomo	65-74	No	Nipomo Park	I play Pickleball their many times a week and it is a very fast growing sport. Those who play collected the money to resurface the courts and pay for our nets but we need more courts and money needs to be spend on the current ones.
Open	Nipomo	65-74	No	Nipomo Park	Improve Pickle ball courts, and trails in area.
Open	Nipomo	65-74	No	nipomo park on Teft	Yes, Pickleball Has a large following in Nipomo and needs help from the county. Thanks Jerry Thomason
Open	Nipomo	65-74	No	Nipomo Regional	needs a real dog park. The existing one is terrible.
Open	Nipomo	65-74	No	nipomo regional park	add perimeter multiuse trail around park for hikers, dog walkers, naturalists, moms with strollers,equestrians and students for a safe corridor to and from school/activities. Preserve and maintain trails and rural section of park. Keep current balance of passive and active rec. we have plenty of ball fields and active

County of San Luis Obispo Parks and Recreation Survey

Survey	City or Unincorporated Community	Age	Kids	Park Name	Comments on Factors that Influence You to Visit the Park where You Go Most Often
					sports elements between our schools and park
Open	Nipomo	65-74	No	Nipomo regional park	Keep it rural, leave the open space and oak trees along and bring back the equestrian arena.
Open	Nipomo	65-74	No	Nipomo regional park	Leave the undeveloped natural areas undeveloped.
Open	Nipomo	65-74	No	Nipomo Regional Park	Pickleball interest has really grown and I feel some designated courts would be appreciated
Open	Nipomo	65-74	No	Nipomo Regional Park	We love the park and use it almost every day for dog walks. We love that doggy waste bags are provided on the trails with receptacles.
Open	Nipomo	75+	No	Nipomo	The term recreation is not meet very much at the Nipomo regional park. I play both tennis and Pickleball at the park. Pickleball is the fastest growing sport in the USA yet the P&R department is doing NOTHING to future the growth of the sport. A plan has been developed to grow the sport through court development.
Open	Nipomo	75+	No	Nipomo Community	Reduce undergrowth to prevent wildfires
Open	Nipomo	75+	No	Nipomo Community	Under the guidance of the current park ranger, things are great. The park is well maintained. Equipment is in good condition. Awaiting new play area that seems to be taking a long time to complete.
Open	Nipomo	75+	No	Nipomo regional	Need a better well maintained dog park.
Open	Nipomo	75+	No	Nipomo Regional Community Park	The park would be greatly improved by providing separate basketball courts, soccer fields, and Pickleball courts. As of now we are sharing one area that is in disrepair with multiple cracks, chipped and worn out paint areas, broken basketball hoops, bowed out chain link fencing where the soccer players kick their goalie balls due to the lack of their own goals.
Open	Nipomo	75+	No	Nipomo Regional Park	More ways to enter and exit the park. More road bumps to slow down traffic. More playground equipment at the northwest area of the park

County of San Luis Obispo Parks and Recreation Survey

Survey	City or Unincorporated Community	Age	Kids	Park Name	Comments on Factors that Influence You to Visit the Park where You Go Most Often
Open	Nipomo	75+	No	Nipomo wLking trail daily	More native plantings around the trail. Better policing of dog owners off leash habits and failure to pick up waste. Should have a few, just a few, rest seats on the trail. Path should be moved away from houses adjacent to the trail for walkers privacy and their greater enjoyment of isolation and natural effect.
Open	Nipomo			Nipomo	Keep open space and trails.
Open	Nipomo			Nipomo	Walking path on the perimeter of the park that are ADA compliant
Open	Nipomo			Nipomo Community	More youth amenities.
Open	Nipomo			Nipomo Community Park	Nipomo needs dedicated pickleball courts with permanent nets. There appears to be more pickleball players than tennis players.
Open	Nipomo			Nipomo Park	Leave the park natural. I back up to the park and do not wish to see skateboard parks, lighting fields with baseball, etc I will not be the kindest neighbor if this happens. Have no kids and do not want them antagonizing my dogs. Put it elsewhere
Open	Nipomo			Nipomo park	We need permanent Pickleball courts. It would be nice to have all days and nights available to play at my convenience. We have to wait for courts to be set up.
Open	Nipomo			nipomo regional park	add a perimeter multi use trail around park, Kill poison oak, maintain and retain trails. Keep rural section open for walkers, naturalists, dog walkers and equestrians. Keep a balance of passive and active rec like we now hae
Open	Nipomo			Nipomo regional park	Better policing at night so that there are not people in the park sleeping or driving vehicles where they should no be
Open	Nipomo			Nipomo Regional Park	This park is designed to be a passive park we don't have police enforcement to secure the safety of the citizens of Nipomo.
Open	Nipomo			Oceano dunes	Yea get rid of the libtards that want to close the dunes , the people that ride atvs etc. arnt hurting anything

County of San Luis Obispo Parks and Recreation Survey

Survey	City or Unincorporated Community	Age	Kids	Park Name	Comments on Factors that Influence You to Visit the Park where You Go Most Often
Open	Nipomo				I would like to have the park stay as natural as possible. I ride my horses in them.
Open	Oceano	35-44	No		Oceano really needs an open space on the east side of Highway 1. Families in Oceano many times to not have transportation and crossing highway 1 on foot is very unsafe! Having a park on this side of the highway would enable more outside space for families and youth to lead a healthy lifestyle. Many families living in oceano do not have outside yards for youth to play in.
Open	Oceano	45-54	Yes	Oceano Dunes svra	Open up more dune riding area.
Open	Oceano	45-54	Yes	Oceano Park	Need sidewalks to the park, sidewalk around the park and a deck over the water. Paved parking lot.
Open	Oceano	55-64	Yes	Lopez Lake	Lower cost to use facilities.
Open	Oceano	55-64	No	Oceano dunes	We need to open more area in the dunes. Would like to see all are given back for off reading. If they keep closing dunes area I will move out of Calif . Dunes are the only reason I retired here
Open	Oceano			Oceano dunes	Keep it open!!
Open	Oceano			Oceano Dunes	Open more riding room and camping room.
Open	Oceano			Oceano Dunes	Yellow caution tape at parks should be band !! To much of it is left behind !!
Open	Oceano			Oceano Lagoon	Bridges are rickety. Sometimes there are homeless all over the west side. On the whole the park is well maintained.
Open	Oceano			Oceano OHV	Open up more of the off roading area
Open	Paso Robles	25-34	Yes	barney schwartz	Kids play area needs more shade for Paso Summers.
Open	Paso Robles	25-34	No	El chorro	Can we ease let lacrosse use the parks we would like to see the growth of the sport in the area
Open	Paso Robles	25-34	No	Montana de Oro	more parking, more trails, clearer trail markings
Open	Paso Robles	35-44	Yes	Downtown paso robles park	more benches for sitting and fill the dirt area with a water play center for the kids
Open	Paso Robles	35-44	Yes	Sherwood Park in Paso Robles	Remove the homes transients from all parks. Nobody feels comfortable with them lurking around. And nobody wants to

County of San Luis Obispo Parks and Recreation Survey

Survey	City or Unincorporated Community	Age	Kids	Park Name	Comments on Factors that Influence You to Visit the Park where You Go Most Often
					let their children play in a park where a homeless person is drinking alcohol and yelling obscenities from under the playground slide. Remove them from the county.
Open	Paso Robles	35-44	No	Downtown Paso and Sunken Gardens	Nope. Very nice.
Open	Paso Robles	45-54	Yes	Chalk mountain	Fruit trees and more wild life areas. More trails for hiking in Paso Robles area
Open	Paso Robles	45-54	Yes		They are working to improve the one we use the most in riverbank in Paso. Thank you
Open	Paso Robles	55-64	No	Santa Margarita Lake	Keep camping costs affordable for medium income family.
Open	Paso Robles	55-64	No		Our household uses road bikes weekly so we would appreciate having more connected bike routes throughout the county. Looking forward to trying out more trails in the area in the next year.
Open	Paso Robles	65-74	No	Barney Schwartz	Provide enough maintainece hours to keep the area clean and useable
Open	Paso Robles	65-74	No	Centennial	not at this time
Open	Paso Robles	65-74	No	el chorro	put a well in for the golf course and save the 9 holes planning to be shut down. Can't believe you spent millions developing it without a well - Dairy Creek
Open	Paso Robles	75+	No	Laguna	Overall in the county, I see a need for more tennis courts in the parks.
Open	Paso Robles			Atascadero pavilion park	It's perfect the way it is.
Open	Paso Robles			Bob Jones Trail	Remove transient 'campers.'
Open	Paso Robles			Dairy creek gc	Keep it 18 holes
Open	Paso Robles			Montano de Oro	Keep doing what you're doing. We live in a natural wonderland! Thank you for providing access.
Open	Paso Robles			Oceano dunes	Stop limiting areas of the dunes.
Open	Paso Robles				More doggie poop bags
Open	Pismo Beach	45-54	Yes	Price Historical Park	Spend your money wisely. You do not need \$250K for a restroom.
Open	Pismo Beach	45-54	Yes		Hiking trails are what I use the most, so trails that are well maintained are important to me.

County of San Luis Obispo Parks and Recreation Survey

Survey	City or Unincorporated Community	Age	Kids	Park Name	Comments on Factors that Influence You to Visit the Park where You Go Most Often
Open	Pismo Beach	55-64	No	Avila beach	I want the county to support the opening of the Pismo preserve and facilitate that goal rather than imposing cost prohibitive requirements. I encourage the county to continue to pursue its plans for Avila, the trail extension from the cave to shell beach, its bob jones trail extensions, and other trail extensions across the county. I forgot to answer previous question re the bob jones trail. I use that relatively often.
Open	Pismo Beach	55-64	No	Bob Jones Pathway	love the walk
Open	Pismo Beach	55-64	No	Eldwayen Park	We badly need signage prohibiting people from jumping the chains and further destroying the bluff in order to get down to the beach.
Open	Pismo Beach	55-64	No		Update play structure. This park is next to Pacific Palisades. Sorry, not sure of the name.
Open	Pismo Beach	65-74	No	Bob Jones Trail	A few more dog waste bag stations with a trashcan next to them, especially at the beginning of the trail near Ontario Road.
Open	Pismo Beach	65-74	No	Chumash Park	Drainage near the kiddie playground could be improved and this was a problem before the March rains.
Open	Pismo Beach	65-74	No	Dinosaur in Shell Beach	Yes, the Ontario Ridge trail is causing erosion on the start of the trail by Shell Beach road and Elportal. The foot print of the trail has increase 3 fold. The Sierra Club schedules hikes in muddy conditions which further ruins the land. The parking for the trail at the entrance to Bluff Drive is out of hand. Too many cars, people and Dogs in a neighborhood area. I wonder how you would feel if this was in front of your home. The area should be no parking except in the allowed parking lot. Bus them from the hotel like you are doing for the Pismo Perserve that nobody uses.
Open	Pismo Beach	65-74	No	El Chorro	love the dog park, best in the county so we drive out there at least weekly. Would love a park like this in the South County

County of San Luis Obispo Parks and Recreation Survey

Survey	City or Unincorporated Community	Age	Kids	Park Name	Comments on Factors that Influence You to Visit the Park where You Go Most Often
Open	Pismo Beach	65-74	No	Laguna	All is good but a bit more parking could help as sometimes it is quite crowded by the dog area.
Open	Pismo Beach			Coastal Dunes and Lopez Lake	Screen the employee's and monitor the horrible customer service, and the playing favorites with customers. I have witnessed people being turned away when there is space available just because of the rude caddy behavior of several of the staff members.
Open	Pismo Beach			Edweld Shell beach	We need more paved cycling trails and mountain bike trails and ohv trails with basic camping too. And open the trails we have like high mountain road.
Open	Pismo Beach			El choro	Bike access
Open	San Luis Obispo	Under 25	No	Avila Beach Park	Would love addition of activity equipment for fitness to improve community wellness!
Open	San Luis Obispo	Under 25	No	Laguna Lake	This park is beautiful, but there are a lot of vagrants who are camping in the area as well. It makes it feel less safe, and makes me less likely to go as often.
Open	San Luis Obispo	Under 25	No	Meadow Park	I think all parks should have more lights installed to keep people safe at night. Also, there should be lots of drinking fountains for kids and pets!
Open	San Luis Obispo	25-34	No	Avila Beach Park	More benches. I've noticed a lot of parents watching kids and it would be nice if there were more places to sit.
Open	San Luis Obispo	25-34	No	Biddle regional park	Not this park but all other parks are overrun by homelessness/trash/dog poop. That's why I prefer biddle because the homeless haven't taken it over. I don't feel safe going to many of the parks anymore especially with children
Open	San Luis Obispo	25-34	No	Biddle Regional Park	This park would benefit from leaf/litter cleanup due to the amount of overhanging trees as well as completion of construction projects, including completing updates to the gazebo area.
Open	San Luis Obispo	25-34	No	Sinshimer	I actually use Damon Garcia the most. It needs serious help. Its the only place for actual sports
Open	San Luis Obispo	35-44	Yes	Bob Jones Trail	Extend the trail into SLO

County of San Luis Obispo Parks and Recreation Survey

Survey	City or Unincorporated Community	Age	Kids	Park Name	Comments on Factors that Influence You to Visit the Park where You Go Most Often
Open	San Luis Obispo	35-44	Yes	Cayucos Beach	No, it's great!
Open	San Luis Obispo	35-44	Yes	El Chorro	Provide soap and towels in restrooms to support public health through basic sanitation.
Open	San Luis Obispo	35-44	Yes	Emerson	Maybe allow some parks to have of leash dog of hours . Like Avila beach.
Open	San Luis Obispo	35-44	Yes	French	Updated playground.
Open	San Luis Obispo	35-44	Yes	Meadow Park	Expand the playground and include lights. Add more BBQ areas and another basketball court.
Open	San Luis Obispo	35-44	Yes	Sinsheimer	The playground is amazing, great tennis courts, and the Blues games are the best- the circulation and infrastructure surrounding all of these amenities is ready for an update. Connections to the rail trail and fixing paths that are in disrepair should be a top priority.
Open	San Luis Obispo	35-44	Yes	Sinshimer	I live near S. Higuera and Tank Farm. There are no parks in our vicinity. It is a shame the local kids have no accessible park. I would really appreciate a park nearby to which my kids could ride a bike. I would also appreciate the pathway through South Hills open space completed to provide a safe passage to the main part of SLO. Riding a bike up S. Higuera is unsafe for kids. I would appreciate more outdoor basketball courts. Consider racquetball courts. And the biggest travesty is the lack of parks for team practices with lights. How can soccer practice happen before 5pm? All big cities have parks with lighted fields for team practices. How can Damon Garcia be the only option and it gets closed if it rains the day before? Ridiculous.
Open	San Luis Obispo	35-44	No	Damon Garcia	Level the fields with soil, not sand.
Open	San Luis Obispo	35-44	No	Oceano Dunes SVRA	Keep all parks open, mainly Oceano Dunes SVRA park!
Open	San Luis Obispo	35-44		Emerson Park	Lights during the twilight hours so we can enjoy the park a little later during the months when days are shorter!
Open	San Luis Obispo	45-54	Yes		Add a fenced dog area

County of San Luis Obispo Parks and Recreation Survey

Survey	City or Unincorporated Community	Age	Kids	Park Name	Comments on Factors that Influence You to Visit the Park where You Go Most Often
Open	San Luis Obispo	45-54	No	Chorro	Weed abatement. The russian thistles or whatever they are (goatheads?) are just starting to grow. They are so nasty I would like to see an effort to eradicate them. Same in Laguna Lake trails (Alan Settle trail) and elsewhere.
Open	San Luis Obispo	45-54	No	Stoneridge Park	Keep up the good work!
Open	San Luis Obispo	55-64	Yes	Bob Jones Pathway	Designated lane for bicycles/walkers/strollers.
Open	San Luis Obispo	55-64	Yes	El Chorro Regional	we're golfers but we like the proposed changes at Dairy Creek although we have not heard any official word on the plan.
Open	San Luis Obispo	55-64	No	Bishop Peak	This park really needs permanent access from Foothill Blvd with a parking lot. It is significantly and negatively affecting nearby neighbors on Patricia Dr. Although I use this park and do not live near the trailhead, the popularity of this park has made Patricia inappropriately congested and I feel sorry for the homeowners on that street!
Open	San Luis Obispo	55-64	No	David Porter	We love the trails, the golf, and the parks in the SLO area. Outdoor recreation is very important to us as tax payers, and as members of the community.
Open	San Luis Obispo	55-64	No	Heilman Park	Better maintenance, particularly the tennis courts
Open	San Luis Obispo	55-64	No	irish hills neighborhood pard	fence off part for a dog part
Open	San Luis Obispo	55-64	No	Laguna Lake	More / better trail signage. Landmark and natural signage
Open	San Luis Obispo	55-64	No	laguna lake	More trees would be nice
Open	San Luis Obispo	55-64	No	Lake Lopez	Stop letting out so much water or provide user access to the water nearer to the dam. The marina and the majority of the facilities depend on a lake level that has not been sustainable.
Open	San Luis Obispo	55-64	No	Mitchell	More benches
Open	San Luis Obispo	65-74	Yes	Dairy Creek Golf Course	The County BOS refused to listen to the community in 're-imaging' DCGC. This is, in my view, someone's 'legacy'. The BOS ignored their fiscal responsibilities when they denied a \$250,000 request to

County of San Luis Obispo Parks and Recreation Survey

Survey	City or Unincorporated Community	Age	Kids	Park Name	Comments on Factors that Influence You to Visit the Park where You Go Most Often
					purchase water from Cal Poly during the dry season and 'prime income producing' time, then turned around and allocated \$750,000 to make unwanted improvements in areas where ticks, rattlesnakes, and other critters roam as part of a \$3.3 million re-visioning package. This \$3.3 million would have paid about 60% of the outstanding loan balance on the remortgaged note. So, I see the BOS & County Parks Department destroying a \$12-20 million 18 hole championship golf course (reducing its economic value) so a 70 year old can go zip-lining, go-carting, bicycle moto-crossing, horseback riding, etc! Someone very badly erred on what the LOCAL COMMUNITY desires and the potential that was present! So sad and such a waste of money!
Open	San Luis Obispo	65-74	No	Anholm	A larger park near the Anholm area is needed for older children. The Anholm park is perfect for toddlers and preschoolers.
Open	San Luis Obispo	65-74	No	Chalk Mountain GC	Fairways, rough and bunkers could be upgraded or better maintained.
Open	San Luis Obispo	65-74	No	dairy creek	Why is the county wasting money trying to made dairy creek an adventure park instead of a golf course which it is ?
Open	San Luis Obispo	65-74	No	DeVaul Park	Add a restroom and more picnic tables
Open	San Luis Obispo	65-74	No	El Choro	KEEP THE DAIRY CREEK GOLF COURSE
Open	San Luis Obispo	65-74	No	El Chorro	Buy water to keep Dairy Creek open.
Open	San Luis Obispo	65-74	No	French Park	Build permanent Pickleball Courts
Open	San Luis Obispo	65-74	No	Heilman	Create more pickle ball and disk golf courses in other county parks. Keep Dairy Creek golf course open. 18 Holes.
Open	San Luis Obispo	65-74	No	Montana de Oro	I would feel safer if I could bring my dog
Open	San Luis Obispo	65-74	No	Santa Margarita Lake	More trails
Open	San Luis Obispo	65-74	No	Sinsheimer	It's good as is.
Open	San Luis Obispo	65-74	No		Keep Dairy Creek golf course open
Open	San Luis Obispo	75+	No	El Chorro	Already has a great dog park!
Open	San Luis Obispo	75+	No	elcharro	the dog park is the best in the state

County of San Luis Obispo Parks and Recreation Survey

Survey	City or Unincorporated Community	Age	Kids	Park Name	Comments on Factors that Influence You to Visit the Park where You Go Most Often
Open	San Luis Obispo	75+	No	French Park	The tennis court is used about one day a week for about one and a half hours. Very underused. Pickleball is played daily on the tennis court and basketball court. Approximately 15 to 25 people used the pickleball facility daily.
Open	San Luis Obispo	75+	No	Meadow	I would recommend better use of the community room that is located in Meadow Park, more lighting and attention to the homeless that visit regularly. Additionally, more activities for seniors - i.e. permanent Pickleball Courts instead of shared and ability to play in evenings,.
Open	San Luis Obispo			Bishop Peak & Bob Jones Bike Trail	Keeping them for daytime use only. I want wildlife to have some time space without humans interruptions.
Open	San Luis Obispo			Chalk Mountain Golf Course	Better watering
Open	San Luis Obispo			Chorro	Keep them safe
Open	San Luis Obispo			Cuesta Park	Nothing that I can think of at this time.
Open	San Luis Obispo			Dairy Creek Golf Course	The County BOS refused to listen to the community in 're-imaging' DCGC. This is, in my view, someone's 'legacy'. The BOS ignored their fiscal responsibilities when they denied a \$250,000 request to purchase water from Cal Poly during the dry season and 'prime income producing' time, then turned around and allocated \$750,000 to make unwanted improvements in areas where ticks, rattlesnakes, and other critters roam as part of a \$3.3 million re-visioning package. This \$3.3 million would have paid about 60% of the outstanding loan balance on the remortgaged note. So, I see the BOS & County Parks Department destroying a \$12-20 million 18 hole championship golf course (reducing its economic value) so a 70 year old can go zip-lining, go-carting, bicycle moto-crossing, horseback riding, etc! Someone very badly erred on what the LOCAL COMMUNITY desires and the potential that was present! So sad and such a waste of money!

County of San Luis Obispo Parks and Recreation Survey

Survey	City or Unincorporated Community	Age	Kids	Park Name	Comments on Factors that Influence You to Visit the Park where You Go Most Often
Open	San Luis Obispo			El chorro	I use the dog park at el chorro and the dog park at laguna lake. I think both parks are well kept and meet my needs well.
Open	San Luis Obispo			Laguna lake	Bigger off leash dog area. Otherwise, it has been much better maintained since I moved here 3 years ago.
Open	San Luis Obispo			Not one more than others	Remove the homeless people out of the parks.
Open	San Luis Obispo				I think it is important that Dairy Creek Golf remain an 18 hole course
Open	Santa Margarita	25-34	Yes	Santa Margarita Community Park	Santa Margarita Park is perfect the way it is but if Creston had a park and community pool we would go out there every day of summer!
Open	Santa Margarita	35-44	Yes	Santa Margarita	Allow swimming and watersports in the lake.
Open	Santa Margarita	35-44	Yes	Santa Margarita	Keep Santa Margarita lake pool open longer than Labor Day, add wifi to the camp area, restore or replace the RV sites taken by the cabins.
Open	Santa Margarita	45-54	No	Heilman	Would like to see more dog parks.
Open	Santa Margarita			Santa Margarita Lake, D'Anza Trail	Keep horse trails available
Open	Sawn Miguel	25-34	Yes	Paso Robles City Park and San Miguel	San Miguel Park was just recently renovated but the playground needs more infant entertainment
Open	Sawn Miguel	65-74	No	Santa Margarita	Put in Campground for horses for overnight camping
Open	Templeton	35-44	Yes	bishop peak	patrol and maintenance
Open	Templeton	35-44	Yes	Evers Park	Better drainage
Open	Templeton	35-44	Yes	Templeton park	1. Shade structure over playground 2. Enforcement of no smoking ordinance
Open	Templeton	35-44	Yes	Templeton Park	More North County parks. Maybe even a campground. The city run parks are trashy. You guys are doing great though. Just a bit worrying when a small community like Cayucos has a bunch of parks properties and Templeton has one county run one which everyone from the surrounding communities come to use.
Open	Templeton	35-44	Yes	Templeton Park	We desperately need a Lacrosse facility. The 805 Lacrosse group is growing...and the best part about lacrosse, ASTROTURF!

County of San Luis Obispo Parks and Recreation Survey

Survey	City or Unincorporated Community	Age	Kids	Park Name	Comments on Factors that Influence You to Visit the Park where You Go Most Often
					You won't have to spend money watering the grass!
Open	Templeton	35-44	Yes	Tom Jermin Community Park	We visit what we call Bethel Park and many other parks in Paso Robles and Atascadero weekly with my MOMS group. Mainly we would like to see more ways to beat the summer heat at our parks. The only splash pad at Heilman Park isn't enough for our community. We would like to see and use more splash pads or similar in North San Luis Obispo County.
Open	Templeton	35-44	Yes	Tom Jermin Park	Clearly identify availability for general use and when areas are rented/events scheduled/games being played etc. Provide additional facilities (e.g. tennis courts)
Open	Templeton	45-54	Yes	Bethel (Tom Jermin?)	This park is on Bethel Road. Bethel Road does not have sidewalks on it the entire length, especially between Vineyard Drive and Las Tablas. In fact, the road narrows dangerously where there is a significant dip in the road. This means that my sons need a ride between our house and the 1 mile to Bethel Park instead of riding their bikes because the road is dangerous. Many children live on either side of the two areas and cannot travel safely between them because of the narrow road. In addition, children cannot ride their bikes to Vineyard Elementary School because of this dangerous road either. I would like to see park money put toward making this park more safely accessible by widening the road and continuing the path that is already halfway between Vineyard and Las Tablas.
Open	Templeton	45-54	Yes	Templeton Park	be bigger :)
Open	Templeton	55-64	No	Templeton County Park	Put a shade structure up above the picnic tables. (I believe the Lions Club had offered to pay for one several years ago.) Paint the Gazebo and address graffiti on a more regular basis Repair the sidewalks Maintain the lawn better (lots of weeds/leaves, etc.)

County of San Luis Obispo Parks and Recreation Survey

Survey	City or Unincorporated Community	Age	Kids	Park Name	Comments on Factors that Influence You to Visit the Park where You Go Most Often
Open	Templeton	65-74	No	Heilman	The parks work well for me as they are.
Open	Templeton			Bethel Park	Better youth baseball fields are needed. Also a gymnasium. For volleyball and basketball
Open	Templeton			Cuesta park	I feel we as a community host so many different events that support and foster the small businesses within the county. We do not use our parks for these events. Biggest example is Farmers Market. Why spend so much revenue every week on blocking downtown slo when we could use Laguna lake park. Every farmers market we have should be based around our parks and not in some parking lot that fosters and supports shopping at that business. Our Vietnam wall mobile was placed at Madonna. Why did we not use one of our county or city parks for this event? We could have used the war memoria park in Atascadero. That's a county sponsored park. I am all about supporting local, but if we continue to host events that are not at our parks eventually we will see parks shut down. In answering this survey I felt you were seeking information that would support the closure of the golf course across the street from Cuesta college. That just seems to me the way the questions were leading.
Open	Templeton			Templeton park	Its lovely for familes and dogs. The leash laws do need to be infirced fir everyones safety. Because of a few thoughless people the enjoyment of the parks becomes limited.
Open	Templeton			Templeton pool and park	It is well maintained
Open	Templeton			Vineyard Dog Park	You should ask questions regarding dog park usage. Many people use only dog parks and no other facilities.
Open	None of the above	35-44	Yes	Lopez Lake	I camp at Lopez Lake several times a year. We absolutely love it but often times when we check in, the people who used it before, left it a mess. If someone would actually check out the sites every now and

County of San Luis Obispo Parks and Recreation Survey

Survey	City or Unincorporated Community	Age	Kids	Park Name	Comments on Factors that Influence You to Visit the Park where You Go Most Often
					then and keep the bathrooms cleaner, it would be perfect.
Open	None of the above	35-44	Yes	Santa Margarita ParkK	Keep up the excellent job of maintaining the park and public restrooms.
Open	None of the above	45-54	No	Nipomo Regional Park	Horse trails and natural space are the most important. I want my kids to be able to own and ride and horse in a safe environment. I want them to enjoy nature as they ride and learn about saving the environment and habitat for all animals and humans alike.
Open	None of the above	55-64	No	Damon Garcia	Ideally better conditions of grass or more soccer opportunities
Open	None of the above	55-64	No	El Chorro	Three NEW camper services buildings. Renovate Bishop Loop for tenters only, NO Class A or C RVs or Generators allowed in loop. Only 6 persons per campsite. Turn off ball field lights after 9 pm. Hire cleaning crew to maintain facility, not volunteers.
Open	None of the above	65-74	Yes	Morro Strand	Like the fact we can ride our horses in the county
Open	None of the above	65-74	No	El Chorro/ Dairy Creek	Get golf course water from from reliable source
Open	None of the above	65-74	No	Morro Bay	Wish there was more camp sites.
Open	None of the above	65-74	No		We live in the unincorporated area northeast of Arroyo Grande. There are no parks out here and it would be nice to have one.
Open	None of the above			El Chorro	No comments. We love camping there
Open	None of the above			Oceano Dunes Recreational Park	I believe the beach should be once opened again further past pole 5, because the riding area is to small currently. With it being so small and the amount of visitors and riders, there is more opportunity for accidents to happen.
Open		65-74	No	Nipomo Regional	Build new pickleball courts with permanent nets.
Open					Lopez lake needs online updates or there own face book page with updates

Please rate how important the following facilities are to your household. (other)

Survey	Importance	Importance of Facilities (other) 1=Not at all important, 5=Very important
Invite	5	bicycle trails/routes
Invite	5	bike lanes and trails
Invite	5	Bike, pedestrian paths
Invite	5	clean, well-lighted facilities
Invite	5	community programs
Invite	5	disc golf
Invite	5	Disc golf course!
Invite	5	dog beach
Invite	5	dog friendly trails
Invite	5	dog park
Invite	5	Dog park
Invite	5	dog parks
Invite	5	dog parks
Invite	5	dog parks with mutt mitts
Invite	5	double track mountain bike access
Invite	5	Equestrian use
Invite	5	Frisbee golf
Invite	5	Horseshoe pits
Invite	5	New open space, especially for south county
Invite	5	off-leash dog parks
Invite	5	off-leash for dogs
Invite	5	Pet areas
Invite	5	pickleball courts
Invite	5	place for homeless to sleep so they don't have to sleep behind my house. It's ok for them to be there, but it is cold and inhumane.
Invite	5	restrooms and trash/recycle cans
Invite	5	skate park
Invite	5	Skate Parks
Invite	5	skateparks
Invite	5	special needs playground
Invite	5	trails
Invite	5	trails
Invite	5	visiting campers
Invite	4	Chorro Matin Store
Invite	4	Dog parks
Invite	4	fire pits at beach areas
Invite	4	Memorials
Invite	4	pickleball
Invite	4	SUP

County of San Luis Obispo Parks and Recreation Survey

Survey	Importance	Importance of Facilities (other) 1=Not at all important, 5=Very important
Invite	4	We love the hockey rink at Santa Rosa. We were very sad when our hockey rink at Centennial in Paso was taken away for Pickleball
Invite		Bike park
Invite		dog park
Invite		homeless contros
Open		Average in other areas. Poor in Oceano neighbor hood parks.
Open		Dog parks - why are they not listed?
Open		I would love to see more trails connecting neighborhoods/cities. Like garden farms to santa margarita
Open		locals first, tired of competing w tourists for camping.
Open		Los Osos does not have County-run aquatic services nor athletic fields.
Open		Oceano Dunes
Open		Pickle ball court would be great so wouldn't have to use other facility
Open		Pickleball
Open		safe walking trails without sand or dogs
Open		We need pickleball courts
Open		What is the difference between boat facilities and boating facilities?
Open	5	Anything involving culture, family gatherings, community get togethers, locations for families and children to safely enjoy nature and outdoors
Open	5	Baseball fields/complex in north county
Open	5	Bicycle trails.
Open	5	bike paths away from traffic
Open	5	bike trails
Open	5	Bike Trails
Open	5	Bike Trails
Open	5	Birding opportunities
Open	5	Bob Jones Trail
Open	5	bocce ball, volley ball courts
Open	5	Broad St. Rec center hours are very difficult to manage for people who work normal hours.
Open	5	camping
Open	5	Cayucos Pier
Open	5	Clean bathrooms and showers without any fecal matter deposited on floors, walls, and ceiling!
Open	5	Clean up Pirate's Cove.
Open	5	Coleman beach, atascadero Beach, tennis courts in Los osos
Open	5	Community Pools
Open	5	Creston Community Center
Open	5	Creston Community Center, garden & pool are very important to our community needs. It's the only place we have.
Open	5	Creston community pool
Open	5	Creston pool

County of San Luis Obispo Parks and Recreation Survey

Survey	Importance	Importance of Facilities (other) 1=Not at all important, 5=Very important
Open	5	Creston pool
Open	5	Creston pool
Open	5	DANA provides the local community with access to trails and out door education. This is VERY important.
Open	5	Disc golf courses
Open	5	dog park
Open	5	dog park
Open	5	Dog Park
Open	5	dog parks
Open	5	dog parks
Open	5	Dog parks
Open	5	Dog parks
Open	5	Dog parks
Open	5	Dog Parks
Open	5	Dog Parks!
Open	5	elcharro dog park
Open	5	equestrian
Open	5	Equestrian access
Open	5	Equestrian arena in Nipomo park
Open	5	equestrian trails
Open	5	equestrian trails that keep our community unique
Open	5	family park(s) in Los Osos
Open	5	Farmers markets
Open	5	fenced dog parks
Open	5	Fossil (Avila) Point - It's important to be able to walk/hike to it and enjoy the view. Though there are safety issues, as the property is not supervised and it is open around the clock.
Open	5	Golf
Open	5	Golf
Open	5	Grass fields for youth lacrosse
Open	5	Help the Harbor District rebuild Avila Pier
Open	5	Hiking trails
Open	5	Horse d
Open	5	Horse facilities: horse camping, horse-accessible trails; mountain bike access: trails access, all-ages/all-skills bike park; BMX track (closest is Santa Maria); campground facility maintenance
Open	5	horse trailer parking
Open	5	horse trails
Open	5	Horse trails and natural open space
Open	5	horse trails, leash free areas
Open	5	horse trails, open space

County of San Luis Obispo Parks and Recreation Survey

Survey	Importance	Importance of Facilities (other) 1=Not at all important, 5=Very important
Open	5	Horseback trails
Open	5	I'm not sure what the network of trails in Irish hills and west Cuesta ridge are considered but I regularly use them for mountain biking and they are important to me.
Open	5	Lacrosse facility
Open	5	Lacrosse Field
Open	5	library
Open	5	local dog park
Open	5	Longer and more trails in north county.
Open	5	Mountain bike trails
Open	5	Mountain bike trails
Open	5	Multi use trails for biking that are separated from car traffic
Open	5	Nipomo park
Open	5	Oceano dunes
Open	5	Oceano Dunes OHV space
Open	5	Off Road recreational areas
Open	5	On leash areas to walk dogs
Open	5	pickle ball and disk golf
Open	5	pickle ball court
Open	5	pickle ball court
Open	5	Pickle Ball Court
Open	5	Pickle ball courts
Open	5	Pickle ball courts
Open	5	pickleball
Open	5	Pickleball
Open	5	Pickleball
Open	5	Pickleball
Open	5	pickleball courts
Open	5	Pickleball courts
Open	5	Pickleball courts
Open	5	Pickleball courts
Open	5	Pickleball courts
Open	5	Pickleball Courts
Open	5	Pickleball Courts
Open	5	Pickleball courts in L.O.
Open	5	Pickleball needs better and more courts
Open	5	places to run our dog
Open	5	Please finish the Bob Jones and other trails that give people the opportunity to get from one place to another without being on roads or using cars
Open	5	quad riding areas
Open	5	Rec department
Open	5	restrooms

County of San Luis Obispo Parks and Recreation Survey

Survey	Importance	Importance of Facilities (other) 1=Not at all important, 5=Very important
Open	5	Safe access to Shelter Cove
Open	5	Santa Margarita Lake for locals to hike and kayak.
Open	5	Signage systems, maps
Open	5	skate park
Open	5	Skateboard Parks
Open	5	South Bay Com. Center
Open	5	The county really needs to embrace the mountain bike community, and the cyclocross community. Creating facilities for these communities would be awesome.
Open	5	The Dana Adobe albeit a non-profit should continue to recieve as much support from the County as possible, the open space, the facilities and the historical importance and the nature/cultural contributions to the County as well as Nipomo are phenomenal
Open	5	trails
Open	5	Trails
Open	5	trails for horses
Open	5	trails for road cycling
Open	5	Trash receptacles
Open	5	Untouched open spaces
Open	5	Very specifically Skating Facilities, Outdoor Roller Rinks
Open	5	We are in need of a Universally Accessable Park for Special Needs Children
Open	5	We do not have a place in Creston besides the pool which may end due to funding. Our community, all people should have access to outdoor activities. Our kids have become so consumed with smart phone, they would rather stay in and play with that. If we had more outdoor facilities and activities for the kids they would get outside. We need this for the kids and adults.
Open	5	would love pickle ball court in Los Osos
Open	5	You sold the rec center and agreed to bring it back. Pat Beck and Ray Belnsp. I'm going to sue your lazy assrs again. Jesse Hill call me of you are confused.
Open	4	BBQ, children's playground, walking trails and dog areas
Open	4	Bike trails
Open	4	Creston pool
Open	4	Dunes are very important to me and my family
Open	4	education/museums/signage
Open	4	Kids playground , wildlife signage
Open	4	Lighted athletic fields
Open	4	Oceano dunes
Open	4	Open space
Open	4	Pickleball
Open	4	Piers
Open	4	Restroom/cleanup facilities
Open	4	tennis and pickle ball

Survey	Importance	Importance of Facilities (other) 1=Not at all important, 5=Very important
Open	4	Trails and walking areas
Open	4	use several all over
Open	3	Anything that promotes social activities and meeting new people
Open	3	creston pool
Open	3	I have not rated anything before
Open	3	Rest rooms at the Pier
Open	3	Swimming pool in Creston. We would like it improved.
Open	1	Beach is it all I want to do here
Open	1	No more soccer fields
Open	1	Pier

Rate how the following facilities are meeting the needs of your community. (other)

Survey	Needs Met	Facility (other) 1=Not at all, 5=Completely
Invite	5	Bike, pedestrian paths, hiking trails
Invite	5	Dog parks
Invite	5	Equestrian
Invite	1	a place for the homeless to stay for a time day and night for a couple of weeks up to a year.
Open		Dog parks???? We need one in Los Osos. I can never have access to MB dog park as people sit there all day with their dogs
Open		Hiking trails
Open		locals need first right of access
Open		Montaña de Oro provides trails, but it would be very nice if there were off-road trails and bikeways in Los Osos, especially to get kids to and from school safely. I marked Not at all in a number of cases because these things are not available in Los Osos.
Open		The trails could be better maintained
Open		Would to swim in Cayucos pool year round for my arthritis
Open	5	Beach volleyball courts
Open	5	bike trails
Open	5	Creston pool
Open	5	DANA does and will meet future community park needs.
Open	5	dog parks
Open	5	Dog parks
Open	5	elcharro dog park
Open	5	Natural walking trails
Open	5	Oceano Dunes OHV
Open	5	offroading areas
Open	5	Pickleball
Open	5	pickleball

County of San Luis Obispo Parks and Recreation Survey

Survey	Needs Met	Facility (other) 1=Not at all, 5=Completely
Open	5	Pickleball Courts
Open	5	South Bay Com. Center
Open	5	State Parks
Open	5	The Creston pool, community center & garden are the only places we have for miles.
Open	4	library
Open	4	Pier is great
Open	4	places to run our dog
Open	3	Bike trails
Open	3	Creston pool
Open	3	Dog parks
Open	3	horse trails
Open	3	Horse trails
Open	3	Morro Bay
Open	3	pickle ball courts
Open	3	Pickleball
Open	3	Skateboard Parks
Open	3	Trail heads
Open	2	dog parks
Open	2	Equestrian access
Open	2	equestrian trails
Open	2	few connected road bike trails
Open	2	Fossil (Avila) Point needs to be supervised with posted hours.
Open	2	horse trailer parking
Open	2	Lighted athletic fields
Open	2	more disc golf please
Open	2	Mountain bike trails
Open	2	Need better and more permanent Pickleball courts
Open	2	Need more horse facilities (as noted in comments for previous question), more horse-camping facilities (ample parking, overnight corrals, water); more biking opportunities at locations accessible to people of all ages (via bus, bike or car...kids don't drive, so they need access within bike riding distance); bike parks could take pressure off outlying trails and provide kids who don't have access to backcountry opportunities to ride in safe setting
Open	2	need more horse hiking trails
Open	2	Need more horse trails
Open	2	Need more outdoor skating space (flat space, not ramps and such)
Open	2	need to accept more trails in new developments
Open	2	Not enough pickleball courts
Open	2	pickle ball and disk golf
Open	2	Pickleball
Open	2	Pickleball courts

County of San Luis Obispo Parks and Recreation Survey

Survey	Needs Met	Facility (other) 1=Not at all, 5=Completely
Open	2	Pickleball courts
Open	2	Pickleball Courts
Open	2	Piers
Open	2	Please we need a safe bike path away from LVRD to Monarch Grove and the community could really use a Dog park in Los Osos
Open	2	skate park / community classroom or learning center or community place to hold meetings (Similar to Oceano Community Center)
Open	2	The cyclocross option that the county has does not meet my needs, as well, I really want a place to teach my kids how to mountain bike and have a trail that is a one direction mountain bike only trail.
Open	2	We need more splash pads/casual water facilities
Open	1	A park and pool is needed in creston
Open	1	Clean bathrooms and showers
Open	1	creston park
Open	1	dog park
Open	1	dog Park
Open	1	Dog Park, Please!
Open	1	horse trails and open space
Open	1	horse trails, open space
Open	1	local dog park
Open	1	More disc golf
Open	1	No more soccer fields
Open	1	Oceano needs a park on the east side of Highway 1
Open	1	open lopez to human powerd craft
Open	1	Our special needs children need somewhere to go to be with other children and play
Open	1	pickle ball
Open	1	Pickle ball courts
Open	1	Pickle ball courts
Open	1	Pickle ball in Los Osos
Open	1	pickleball and bocce would be nice
Open	1	Pickleball courts
Open	1	Pickleball Courts
Open	1	Pickleball, dog park, larger community park to meet the needs of the 15,000 people who live here
Open	1	Rec board plays favorites. No room for new sports
Open	1	The county is not taking care of our community
Open	1	there are no parks in Los Osos
Open	1	There is nothing except for the pool which is up and running due to a few people raising money to keep it going. It has been a real struggle every year.
Open	1	volley ball courts, bocce ball courts and areas for other games very limited unless you go to a winery

Survey	Needs Met	Facility (other) 1=Not at all, 5=Completely
Open	1	We need a dog park in Los Osos
Open	1	We need more soccer fields in Los osos
Open	1	We need pickleball courts!
Open	1	You are lying shacks of shit. Pat Beck to Ray Belnsp. You bring the money back per agreement or you will lose again in court. Have qs call me. Jesse 805 748 i8308. 805 748 8308. I'm am less than impressed and am going to litigate this once again and you will lose again. Please read city of lemoore. Your lazy idiots.
Open	1	Your parks are full of bums, used needles, and drug dealers.

What are the most important needs for indoor or outdoor facilities to be added, expanded or improved over the next 5 to 10 years? (new park, other)

Survey	Importance	New Park Location 1=Not at all important, 5=Very important
Invite		add parks
Invite		Avila
Invite		Nipomo
Invite		Oceano
Invite	5	Atascadero
Invite	5	Bike, pedestrian paths
Invite	5	Cayucos
Invite	5	Cuesta, Avila
Invite	5	De Vault
Invite	5	Del Mar Park
Invite	5	downtown
Invite	5	East of town
Invite	5	everywhere!
Invite	5	Grovel Beach
Invite	5	Heilman Park
Invite	5	Hi Mtn Trail
Invite	5	I would like to expand the open space available in SLO County; such as hiking and outdoor recreation areas. Example: Area north of Cuesta Ridge, West of 101.
Invite	5	Islay Hill
Invite	5	Jack Ready
Invite	5	Laguna Lake
Invite	5	Lampton Cliff
Invite	5	Los Osis needs more parks.
Invite	5	Los Osos
Invite	5	Los Osos
Invite	5	Los Osos
Invite	5	Los Osos

County of San Luis Obispo Parks and Recreation Survey

Survey	Importance	New Park Location 1=Not at all important, 5=Very important
Invite	5	Los Osos
Invite	5	Los Osos
Invite	5	Los Osos Community Park
Invite	5	Los Osos, Morro Bay
Invite	5	maintenance is always necessary
Invite	5	Maintenance!
Invite	5	Meadow
Invite	5	Meadow
Invite	5	Meadow Park
Invite	5	Meadown Park safety
Invite	5	Mesa
Invite	5	Nipemo
Invite	5	Nipomo
Invite	5	Nipomo
Invite	5	Nipomo
Invite	5	Nipomo
Invite	5	Nipomo
Invite	5	Nipomo
Invite	5	North Beach
Invite	5	Oceano
Invite	5	Oceano
Invite	5	Paloma Creek, Atascadero Lake
Invite	5	Paso Robles
Invite	5	Paso Robles
Invite	5	Paso Robles
Invite	5	playground areas
Invite	5	PR
Invite	5	san luis obispo
Invite	5	Santa Rosa
Invite	5	Shamel
Invite	5	Sinsheimer
Invite	5	Sinsheimer
Invite	5	Strother Park
Invite	5	Struthers
Invite	5	Templeton
Invite	5	Templeton
Invite	5	Templeton
Invite	5	Templeton/
Invite	5	Templeton/Atascadero
Invite	4	5 cities area
Invite	4	all

County of San Luis Obispo Parks and Recreation Survey

Survey	Importance	New Park Location 1=Not at all important, 5=Very important
Invite	4	all
Invite	4	All
Invite	4	Atas
Invite	4	Atas
Invite	4	Biddle Park
Invite	4	Cambria
Invite	4	Cambria
Invite	4	Cambria
Invite	4	Creston
Invite	4	Cuesta Park
Invite	4	Daveneck
Invite	4	Elm Street Park
Invite	4	French Park
Invite	4	Grover Beach
Invite	4	Isca
Invite	4	Larry Moore
Invite	4	LO
Invite	4	Lopez
Invite	4	Los Osos
Invite	4	Los Osos
Invite	4	Los Osos
Invite	4	Los Osos
Invite	4	Los Osos
Invite	4	Mitchell Park
Invite	4	morro bay
Invite	4	Morro Bay
Invite	4	Nipomo
Invite	4	Nipomo
Invite	4	Nipomo
Invite	4	North County
Invite	4	Paso Robles
Invite	4	Paso Robles
Invite	4	San Luis Obispo
Invite	4	Shamel
Invite	4	SLO city
Invite	4	Templeton
Invite	4	Templeton/Atascadero
Invite	4	Throup Park (SLD)
Invite	3	Atascadero North County
Invite	3	Atascadero
Invite	3	French Santa Rosa

County of San Luis Obispo Parks and Recreation Survey

Survey	Importance	New Park Location 1=Not at all important, 5=Very important
Invite	3	general
Invite	3	Los Osos
Invite	3	Los Osos
Invite	3	monarch grove
Invite	3	Morro Bay
Invite	3	Morro Bay
Invite	3	Nipomo
Invite	3	Paso Robles
Invite	3	Paso Robles
Invite	3	Templeton
Invite	3	Turtle Creek
Invite	2	develp a river park in Paso Robles...make use of the natural terrain and open areas
Invite	2	Outdoor ping pong tables (Seattle has some), perhaps more space is needed - my son says a fair number of people play pickleball.
Invite	2	see cnyn
Invite	1	great parks!
Open		Nipomo Community Park
Open		Survey is too long.
Open	5	At South Bay Community Park, please add Bocce Ball Courts
Open	5	Atascadero
Open	5	Atascadero
Open	5	Avila Park gets tons of visitors and between the play equipment and the basketball courts, they are well-used year-around. Constant wear/tear.
Open	5	Better utilize the limited space available at the community park in Los Osos.
Open	5	Bicycling facilities needed, pump track, mt. bike teaching/training
Open	5	Centennial, Sherwood, and Salinas Riverwalk
Open	5	Clean bathrooms and showerd
Open	5	Cloisters
Open	5	Conference space in South County
Open	5	Creston
Open	5	Creston
Open	5	Creston
Open	5	Creston
Open	5	Creston needs new pool
Open	5	Creston pool
Open	5	Creston pool, community center & garden should be maintained for the use of our community.
Open	5	Creston!
Open	5	Cuesta Park trail system
Open	5	dog parks
Open	5	Dog parks
Open	5	El chorro

County of San Luis Obispo Parks and Recreation Survey

Survey	Importance	New Park Location 1=Not at all important, 5=Very important
Open	5	family park in the community center in Los Osos
Open	5	Five Cities have very few County Parks in town!
Open	5	Foothill trailhead for Bishop Peak
Open	5	Good
Open	5	Hardie Park
Open	5	I outlined already that I think the ingress and egress for Los Osos Community Park is lacking. I also think that the skate park should not be fenced or 'policed' not should it have a charge. Let's keep kids active rather than put up barriers.
Open	5	In and around Los Osos
Open	5	It would be great to have a another community park off of Vineyard Road. There is space near the dog park or the Vineyards neighborhood. Or make access to Bethel Park from Vineyard safe for bikers to access.
Open	5	It's not so much upgrading but maintaining what we have.
Open	5	Laguna Lake
Open	5	Laguna Lake, Sinsheimer grounds,
Open	5	landscape, benches, dog bag stations, supervision
Open	5	LARPING area at Santa Rosa Park. Get grand stands to watch the action!
Open	5	Look your idiots. You have no association to the Nexus requirement of gc 66006 c. You are not competent Todo this survey. Call me. Jesse. 805 u748 i8303 and I will try to help you. If not I'll sue again and you will lose again.
Open	5	los osos
Open	5	Los osos
Open	5	Los Osos
Open	5	Los Osos
Open	5	Los Osos
Open	5	Los Osos
Open	5	Los Osos
Open	5	Los Osos
Open	5	Los Osos
Open	5	Los Osos
Open	5	Los Osos,
Open	5	Los Osos, bring recycle trash cans and picnic tables to the park for families to picnic.
Open	5	Los Osos/Baywood area more specifically
Open	5	Meadow
Open	5	meadow park
Open	5	Meadow Park
Open	5	Mitchell
Open	5	More bike paths that are separate from roads
Open	5	more covered facilities
Open	5	More gyms like Ludwick
Open	5	More playground areas like at Sinsheimer park. DuVaul Park.
Open	5	Need another park in Los Osos near Baywood.

County of San Luis Obispo Parks and Recreation Survey

Survey	Importance	New Park Location 1=Not at all important, 5=Very important
Open	5	need more dog parks
Open	5	nipomo
Open	5	Nipomo
Open	5	Nipomo
Open	5	Nipomo
Open	5	Nipomo
Open	5	Nipomo
Open	5	Nipomo
Open	5	Nipomo Area
Open	5	Nipomo Community Park
Open	5	Nipomo needs better and more Pickleball permanent courts
Open	5	North County
Open	5	park splash pads
Open	5	Paso Robles
Open	5	Permanent pickleball courts in atascadero
Open	5	Playgrounds in Los osos
Open	5	Pool, activities for kids
Open	5	ramona park
Open	5	Remove the transients from our parks
Open	5	Santa Margarita
Open	5	Separate Pickleball courts and badketball
Open	5	Shamel
Open	5	shamel Park Cambria Ca
Open	5	SInshiemer, Laguna Lakes
Open	5	Soccer/ pickle ball
Open	5	South of Foothill
Open	5	Templeton, Atascadero, Paso Robles
Open	5	The county should help the DANA build out its master site plan for when finished it will be The Destination for visitors to SLO.
Open	5	The five cities need a large dog park
Open	5	The homelessness and degradation of bathrooms in parks downtown and throughout all neighborhoods
Open	5	The Los Osos park is horrible!!! The equipment is not that fun and it is a small play area for children. The very biggest problem with this park is the rubber chips on the ground. OLD TIRES are NOT an acceptable ground cover for a children's park!! We have only played there twice, and both times my son had black hands and feet. It smells, I've seen babies try to eat it. I also saw a dog training group walk through with about 12 dogs (while my son was playing!) The massive group of dogs scared both my son and I and we watched as at least 4 of them peed all over the rubber chips. Obviously something needs to change in this park. We now have to drive all the way to Sinsheimer (30 min drive) to access a nice park.
Open	5	The small public park next to Pacific Palisades on Shell Beach Rd

County of San Luis Obispo Parks and Recreation Survey

Survey	Importance	New Park Location 1=Not at all important, 5=Very important
Open	5	The Tri W site located in the middle of Los Osos already owned by the County
Open	5	Throughout the county
Open	5	Trails need trail trimming
Open	5	Upgrade permanent Pickleball courts for Nipomo park
Open	5	We need parks in the S. Higuera neighborhood. I live in Serra Meadows and there are no options for the plethora of kids that live here.
Open	4	16th street park, the bathrooms and covered area like to attract drug usage and crime
Open	4	Add bike paths from Laguna lake to Foothill
Open	4	All
Open	4	Alla
Open	4	anywhere. We like parks
Open	4	Atascadero
Open	4	Atascadeto
Open	4	Bathrooms everywhere
Open	4	Bike trails
Open	4	Cambria
Open	4	Campgrounds need more restrooms
Open	4	Creston needs a park. Not just off hours at the school.
Open	4	Creston pool
Open	4	Cuesta Park
Open	4	Dog Parks, Please
Open	4	El Chorro Campgroud is a mess! Vegetation is overgrown and sites for camping are not well maintained. All facilities need ongoing maintenance and periodic upgrades of equipment, etc. to remain safe and useable.
Open	4	Finish Piers
Open	4	French & Meadow
Open	4	grover beach
Open	4	Heilman
Open	4	Hiking and horse trails
Open	4	Improve the pool
Open	4	In Atascadero
Open	4	Islay Park
Open	4	Kids zones
Open	4	Laguna dog park
Open	4	Lighting, safety
Open	4	Los osos
Open	4	Los Osos
Open	4	Los Osos
Open	4	Los Osos
Open	4	Los Osos
Open	4	Los Osos

County of San Luis Obispo Parks and Recreation Survey

Survey	Importance	New Park Location 1=Not at all important, 5=Very important
Open	4	Mentone, Atlantic,
Open	4	more Pickle ball
Open	4	More Pickle Ball Courts would be good.
Open	4	More swimming pools or more hours to swim for aging baby boomers
Open	4	Neutral
Open	4	Nipomo
Open	4	Nipomo
Open	4	Nipomo
Open	4	Nipomo
Open	4	Nipomo
Open	4	Nipomo
Open	4	Nipomo Community (trails)
Open	4	Nipomo Park
Open	4	Nipomo Park
Open	4	Nipomo Park
Open	4	North County - Templeton
Open	4	parks for people, safe easy trails
Open	4	Paso Robles
Open	4	pickle ball
Open	4	Pickleball courts in Los Osos
Open	4	Ramona Park
Open	4	san miguel
Open	4	stop allowing vehicles on the beach
Open	4	Templeton park
Open	4	The area near the community center needs upgrading
Open	4	Tranpokine parks, laser tag, indoor facility that will give kids alternative things to do
Open	4	Upgrade any of the existing parks
Open	3	All parks, playgrounds
Open	3	All weather turf fields. SLO is lacking in vision to understand how these type of fields are the new normal. Rec board is stuck on stupid...
Open	3	Atascadero
Open	3	Atascadero
Open	3	Atascadero
Open	3	avila beach
Open	3	Bikes have too much. Easy walks for older people, where bikes are not allowed.
Open	3	Clean up Pirate's Cove - get rid of crime and grafitti
Open	3	convention center instead of Dairy creek
Open	3	Creston pool
Open	3	Del Mar Park
Open	3	equestrian trails event centers

County of San Luis Obispo Parks and Recreation Survey

Survey	Importance	New Park Location 1=Not at all important, 5=Very important
Open	3	Horse trails
Open	3	horse trails in regional park and connecting throughout the county
Open	3	in Atascadero
Open	3	Keep support for coastal access
Open	3	laguna lake
Open	3	Los Osos
Open	3	Los Osos
Open	3	Los Osos Community Center
Open	3	Los Osos Community Park
Open	3	madonna LOVR
Open	3	more multi use trails and bike lanes on roadways add mre neighborhood parks, open school grounds to serve as neighborhood parks
Open	3	Nipomo
Open	3	Nipomo
Open	3	Nipomo Regional Park
Open	3	Not enough tennis courts
Open	3	Oceano Dunes svra
Open	3	OHV
Open	3	Paso
Open	3	Paso Robles
Open	3	Pickle ball at Los Osos comm park
Open	3	pickle ball facilities in Los Osos
Open	3	pickleball
Open	3	Pickleball
Open	3	Please put time into Chalk Mountain Golf course, it in NOT being well cared for!!!
Open	3	San Luis Obispo - Laguna Lake
Open	3	Santa Rosa parks benches
Open	3	Skateboard Park
Open	3	Struther
Open	2	all facilities can always be upgraded to make them better
Open	2	Bike trails
Open	2	Chalk Mountain/Cuesta/Cayucos
Open	2	Grover heights
Open	2	Heilman
Open	2	horse trails, open space
Open	2	horses access from parking to trails, horse campgrounds
Open	2	morro bay, atascadero
Open	2	NIPOMO
Open	2	Oceano Dunes
Open	2	Permanent pickleball courts
Open	2	Pickleball

County of San Luis Obispo Parks and Recreation Survey

Survey	Importance	New Park Location 1=Not at all important, 5=Very important
Open	2	Start another public golf course in South
Open	1	Nipomo
Open	1	Nipomo Regional
Open	1	San Luis Obispo
Open	1	You upgraded our park. It is still full of bums, needles and drug dealers.

Survey	Importance	Other Indoor or Outdoor Facilities to Add, Expand or Improve 1=Not at all important, 5=Very important
Invite		Dairy Creek
Invite		dog parks! off leash
Invite		no additional facilities needed
Invite		paddle boat/board storage
Invite		upgrade Morro Bay Aquarium
Invite	5	Adult sports programs
Invite	5	another disc golf course! 5 cities!
Invite	5	Bathrooms Santa Rosa
Invite	5	BMX/motorcross
Invite	5	community programs
Invite	5	dog friendly trails/open space
Invite	5	donation box, meter, game
Invite	5	Horse corrals
Invite	5	More bike, pedestrian paths in unincorporated areas
Invite	5	more for people over 65
Invite	5	more lighting
Invite	5	Need dedicated pickleball courts
Invite	5	pickleball courts
Invite	5	pickleball courts
Invite	5	Pickleball courts
Invite	5	pool on North Coast
Invite	5	public transit!!
Invite	5	restrooms and trash/recycle cans
Invite	5	restrooms at parks, etc.
Invite	5	shelter areas and hook ups/places for the homeless to park or camp for a settled period of time.
Invite	5	SLO library
Invite	5	Softball Fields (Men's Rec)
Invite	5	special needs playground
Invite	5	upgrade, provide more baseball
Invite	4	art workshop facilities
Invite	4	dog parks/exercise areas
Invite	3	There is a need for a Los Osos dog park.

County of San Luis Obispo Parks and Recreation Survey

Survey	Importance	Other Indoor or Outdoor Facilities to Add, Expand or Improve 1=Not at all important, 5=Very important
Open		Creston Community Park
Open		enough about dogs - lets do something for people
Open		Equestrian access
Open		Grover Beach Beach access at the end of Grand can be very scary feeling. Lighting and maybe more frequent police patrols
Open		Meadow Park
Open		Nipomo
Open		Nipomo Pickel ball courts
Open		Perhaps the city could purchase the Templeton Tennis Ranch (they are struggling) and use it for tennis lessons and put in a pool for community use and it could be an entertainment venue. Put bike and car access from Las Tablas Road. Could share the pool with the schools.
Open		Public restrooms need to be clean and safe
Open		Survey is too long
Open		upgrade sad golf courses
Open		We need better court surfuse
Open	5	A Universally accessible park for Special Needs children and the general public can enjoy together
Open	5	Again, specifically more flat skating areas, not ramps and bowls
Open	5	All weather turf fields
Open	5	Arroyo Grande pickleball courts
Open	5	bathrooms
Open	5	Bike park; BMX track; horse camping facilities (horse camping is very popular. horse camping near beaches is a homerun, especially with tourists.)
Open	5	Bike trails
Open	5	Camping
Open	5	Camping areas must be updated and increase spaces.
Open	5	Clean bathroom and showers
Open	5	community park on 1st street in Baywood/Los Osos
Open	5	Community pool with the money the CSD collected over a period of several years on property taxes, pickle ball courts
Open	5	Community Pools
Open	5	Connect The park in Los Osos with a walk/bike trail to Monarch Grove Elementary
Open	5	Create a mountain bike skills park, develop an endurance event space (trail running, adventure racing, bike racing, etc.), and build better trail heads for hiking and biking. Also connect some separated bike lanes to connect communities without requiring a car.
Open	5	Creston pool
Open	5	Creston Pool, garden & Community Center is used by many all year long.
Open	5	Designated Pickleball courts
Open	5	dog park
Open	5	Dog Park and connect Los Osos to Avila via Montana de Oro trail for hiking / biking
Open	5	Dog Park in Los Osos, Please!

County of San Luis Obispo Parks and Recreation Survey

Survey	Importance	Other Indoor or Outdoor Facilities to Add, Expand or Improve 1=Not at all important, 5=Very important
Open	5	dog parks
Open	5	dog parks
Open	5	equestrian trails
Open	5	Expansion of State Parks
Open	5	Five Cities needs a community center/County pool
Open	5	Horse campgrounds
Open	5	Horse trails
Open	5	horse trails connecting and in the regional park
Open	5	horse trails, open space
Open	5	Horseback riding trail heads
Open	5	increase # of multiuse trails
Open	5	Increase areas for off road cycling in North county. Improve aquatics in North county, maintain open spaces for picnics and hiking, etc.
Open	5	it is most important to preserve what nature has given us. I warn against paving trails and building structures.
Open	5	Keep our pool up and running, clean and safe
Open	5	leave rural areas undeveloped
Open	5	More horse trails
Open	5	More natural areas and wildlife refuges.
Open	5	More North County trails
Open	5	More pickleball
Open	5	More swimming pools
Open	5	My son is disabled(uses a walker or wheelchair) there are no handicapped accessible parks that he can access and play on.
Open	5	New facilities are needed.
Open	5	Nipomo park needs to catch up with other parks.
Open	5	Oceano Dunes OHV Open more area
Open	5	Oceano Dunes svra
Open	5	Open more dunes
Open	5	Permanent Pickleball courts
Open	5	Permanent Pickleball Facility
Open	5	Pickle ball court
Open	5	Pickle ball court in Los Osos
Open	5	Pickle ball courts
Open	5	pickleball
Open	5	Pickleball
Open	5	Pickleball
Open	5	Pickleball and basketball
Open	5	Pickleball court
Open	5	pickleball courts
Open	5	Pickleball courts
Open	5	Pickleball courts

Survey	Importance	Other Indoor or Outdoor Facilities to Add, Expand or Improve 1=Not at all important, 5=Very important
Open	5	Pickleball courts
Open	5	Pickleball courts at L.O. Community Center would be a nice addition for those of us who like a game with a bit more 'zip' than tennis.
Open	5	Playgrounds in Los osos
Open	5	Senior programs
Open	5	Signage system, maps
Open	5	Skateboard Park
Open	5	Soccer fields and pickle ball
Open	5	splash pads
Open	5	stop allowing vehicles on the beach
Open	5	The DANA Cultural Park serves south county which is often neglected by SLO county.
Open	5	Transients in our parks don't belong
Open	5	Upgrade or add more swimming pool facilites
Open	5	We could really use a soccer area that is open to the public. There is a large pick up soccer group that resides in Los Osos and we constantly are in search of a reliable field to use.
Open	5	We need more trails or bikeways that provide methods for people to get around town without cars, and for kids to ride to school.
Open	5	We need other things for families to do like a trampoline park , laser tag, mini golf etc...
Open	5	We need our pool redone perhaps at a park. It's what we do all summer.
Open	4	disc golf in morro bay
Open	4	disk golf and pickle ball courts
Open	4	Dog parks
Open	4	library should be historic and up-to-date
Open	4	Our community pool is in need of repair and upgrade. Many in the community use it.
Open	4	Pickleball courts in Los Osos
Open	4	Pickleball in Nipomo Park
Open	4	There is a big need for Pickleball Courts. I would to see new ones built rather than taking facilities away from other sports.
Open	3	Creston needs a park and new pool
Open	3	Creston needs new pool
Open	3	Creston pool needs an upgrade.
Open	3	Dog parks
Open	3	Kids zones
Open	3	need more dog parks
Open	3	Parks
Open	3	teen weekend night club on weekends, spring break, somewhere for adolescents other than street and bedrooms. city eliminated bowling alley. roller rinks are fun and provide good exercise, social skills, physical activity
Open	3	Walkways

Survey	Importance	Other Indoor or Outdoor Facilities to Add, Expand or Improve 1=Not at all important, 5=Very important
Open	3	Would like place to fly model airplanes.
Open	2	Small roads
Open	1	Dont know
Open	1	Nipomo
Open	1	No more soccer fields
Open	1	NO to Pickle Ball in Los Osos
Open	1	We need more places for homeless alchoholics and drug dealers to congregate.

**What would increase your utilization of parks and recreation services and facilities?
(other)**

Survey	What Would Increase Utilization (other)
Invite	all our reception
Invite	Available and clean bathrooms
Invite	available restrooms
Invite	Clean and well maintained restrooms
Invite	Cleanliness
Invite	Cleanliness
Invite	day use fees - annual subscription
Invite	dog accommodation
Invite	dog friendly
Invite	dog/off leash
Invite	dogs on leash not running free
Invite	Don't use
Invite	Eliminate poison oak in campground sites.
Invite	golf courses
Invite	Group Camp Sites (such as for Scouts/Camps/etc.)
Invite	hiking/walking paths
Invite	install pickleball courts
Invite	making sure keys to rental faciiliites in remote key storage area are actually there
Invite	Mitchell Park - too many drugs and drunks
Invite	more Class 1 bike trails, mountain biking trails
Invite	more open space and trails, dog friendly
Invite	More pickleball
Invite	Need dedicated pickleball
Invite	no homesless, please, this is a huge deterrent to park use
Invite	No private management please
Invite	not use now, too old - just sit
Invite	number of open spaces
Invite	open swim at pool
Invite	parks are nice, but not safe with homeless everywhere

County of San Luis Obispo Parks and Recreation Survey

Survey	What Would Increase Utilization (other)
Invite	Pickleball courts
Invite	picnic areas
Invite	pool
Invite	Public bathrooms
Invite	swimming pool
Invite	We want to see more trails like 3 Bridges Trail. Also, will need more athletic fields and city parks as the population grows in the area.
Open	bathrooms
Open	Beach/dune access
Open	Better fields
Open	Better Restrooms
Open	Bike lanes
Open	bike path for children to bike to Monarch grove from downtown Los Osos and walking/bike path from Los Osos to Morro Bay
Open	decent restrooms / clear out homeless
Open	dog friendly
Open	Dogs allowed
Open	Due to the extreme paucity of county park facilities in Los Osos, make an arrangement with the State allowing Los Osos residents free access to Montana de Oro (by showing Driver's License with LO Zip Code).If Montana de Oro State Park starts charging entrance fees, allow Los Osos residents free access
Open	Eliminate Cost for locals at Santa Margarita Lake, at Lopez Lake and at the boat launch parking lot in Morro Bay.
Open	Expand Dunes
Open	Expansion of Dune area for riding purposes
Open	Fishing
Open	Having quality mountain bike trails.
Open	horse trails
Open	Horse trails
Open	Letting lacrosse have access
Open	more bike paths
Open	more horse trails throughout the county
Open	more open space and trails for equestrians
Open	More riding area in OHV parks
Open	more rural undeveloped trails
Open	need additional soccer fields. That would be used more than golf courses. People can use private golf courses. Thousands of children need field space, especially in north county.
Open	Other options
Open	Park free of drug dealers
Open	Peace and quiet, wildlife viewing opportunities, LACK OF CROWDING.
Open	Permanent Pickleball courts
Open	pickleball
Open	Pickleball courts

Survey	What Would Increase Utilization (other)
Open	planting more trees shade
Open	Provide open ended outdoor education/experiences for kids
Open	Reduction of homeless living in and degrading parks and natural areas
Open	Restrooms and parking on beach between Cayucos and Morro Bay
Open	Shade
Open	shading for play structures
Open	Swimming at Santa Margarita Lake; horse camping facilities
Open	Trash receptacles
Open	Verizon cell service at Lopez
Open	we need family park(s) in Los Osos
Open	Would like an annual parking pass instead of 3.00 each time we go to the park

What is the best way for you to receive information about parks and recreation and facilities, services, and programs? (other)

Survey	Best Information Source (other)
Invite	all of the above
Invite	billboards at parks
Invite	Direct mail
Invite	driving around advertisement
Invite	library
Invite	Mail
Invite	mailed newsletter
Invite	mailer, like this survey!
Invite	mailers
Invite	NPR-Cal update
Invite	paper
Invite	This flyer
Invite	TV mostly
Invite	US mail
Invite	US mail
Invite	US mail
Open	contacting horse clubs
Open	direct mail
Open	In the mail
Open	INCREASE TV COVERAGE
Open	Instagram
Open	Law suits that u continue to lose.
Open	mail
Open	mailer
Open	Organization that is using the facility
Open	Put the info. in New Times newspaper.

Survey	Best Information Source (other)
Open	SLO Life Magazine
Open	Smoke signals
Open	Us mail
Open	US mail
Open	US Mail
Open	Visits from Staff to school meetings like PTA and ELAC meetings.

Do you have any further comments about parks and recreation facilities in the County of San Luis Obispo?

Survey	City or Unincorporated Community	Age	Kids	Additional Comments
Invite	Arroyo Grande	25-34	Yes	more lighting and public use of sports fields (soccer)
Invite	Arroyo Grande	35-44	Yes	Keeping up with the maintenance of the public bathrooms at parks is a deal breaker to us and whether we stay.
Invite	Arroyo Grande	45-54	Yes	more trails
Invite	Arroyo Grande	45-54	Yes	Would love detailed maps of trails on the website. Programs, activities and playgrounds were much more important when our son was younger. We think it's very important for the community.
Invite	Arroyo Grande	55-64	Yes	For our sanity to get away from planes- computers and realize the important of nature
Invite	Arroyo Grande	55-64	Yes	If these are in your jurisdiction at all, please open the little beach behind The Cove hotel. And leave it rugged and natural. Also, please do what you can to open the Avila Pier! It is my favorite part of Avila! Thanks.
Invite	Arroyo Grande	55-64	Yes	need a playground for special needs children at various parks, CPR and first aid training
Invite	Arroyo Grande	55-64	No	Dogs not on leashes- not good; people need to be given tickets.
Invite	Arroyo Grande	55-64	No	If you need to raise money, crease special events that people pay for, like historical or botanical walking tours or hikes.
Invite	Arroyo Grande	55-64	No	on sports facilities, which is probably needed more, team up with private sector to create a complex part business/part tax payer
Invite	Arroyo Grande	55-64	No	very concerned about poor air quality
Invite	Arroyo Grande	65-74	No	lower entry fees to lakes
Invite	Arroyo Grande	65-74	No	more hiking trails needed on A.G. Mesa, need a hiking/biking route from Mesa to town of A.G.
Invite	Arroyo Grande	65-74	No	So deeply grateful for parks and recreation facilities that enrich our lives and soothe our souls

County of San Luis Obispo Parks and Recreation Survey

Survey	City or Unincorporated Community	Age	Kids	Additional Comments
Invite	Arroyo Grande	65-74	No	There are limited facilities offered in our area (5 cities). We would use Lopez and Biddle for day use if fee was less or annual pass was less expensive.
Invite	Arroyo Grande	65-74	No	W'd like to see more bike trails (extension of Bob Jones trail). Would like to see opening of Pismo Preserve.
Invite	Arroyo Grande	75+	No	more beach area camping
Invite	Arroyo Grande	75+	No	We don't use any!
Invite	Arroyo Grande	75+	No	Wish they would spend money to clean up Pirates Cove, put in bathroom, etc. not just band-aids done.
Invite	Atascadero	35-44	Yes	A property tax increase will irritate me. Make softball rec fields batter boxes better. I have a toddler & quality of playground is of utmost importance. Overall, good job!
Invite	Atascadero	55-64	Yes	Overall my family really enjoys our SLO parks adn rec facilities. Thank you and keep up the great work.
Invite	Atascadero	55-64	No	Do not raise property taxes. Property owners are already unfairly burdened with country projects, ie \$275M for Cuesta College improvements.
Invite	Atascadero	55-64	No	More campgrounds are definitely needed, RV spaces and tent space. Clean, safe parks and playgrounds needed.
Invite	Atascadero	55-64	No	While my family and I currently use the trails and campgrounds the most, we appreciate having been able to use the parks and facilities in our area and had the opportunity to participate in various youth sports programming.
Invite	Atascadero	65-74	No	I think enriching the trail system so we could actually go places on our bikes & feet without getting in the car would be wonderful. We should get easements from new developments for trails - dedication of some land to access nature. A "bike lane" on a s
Invite	Atascadero	65-74	No	Keep up the good work! Keep the Atascadero Zoo animals healthy and happy. Maybe expand it if possible!
Invite	Atascadero	65-74	No	Need to instill the idea that you always "leave an area better than you found it"
Invite	Atascadero	65-74	No	Thank you for providing parks and recreation for people! Thank you for this survey- that you CARE about people's needs.
Invite	Atascadero	65-74	No	We are always looking for dog friendly trails. Too many trail are beginning to exclude dogs!
Invite	Atascadero	65-74	No	We have rented the place in Heilmann and I like it but feel the bathrooms could be nicer. It's a nice place to have a gathering.
Invite	Atascadero	75+	No	build pickleball courts in Atascadero
Invite	Cambria	35-44	No	I look forward to seeing more, since I'm new here

County of San Luis Obispo Parks and Recreation Survey

Survey	City or Unincorporated Community	Age	Kids	Additional Comments
Invite	Cambria	55-64	Yes	My neighbor's dogs bark, but no one can stop my neighbor from leaving unattended and unhappy LOUD dogs.
Invite	Cambria	65-74	No	build pickleball courts!
Invite	Cambria	65-74	No	There are not enough off road, paved bike paths. Bike lanes are good for commuters but not much help to recreational bike riders who want to be away from cars & fumes. Safe bike paths are great for seniors because biking, in a safe environment, is wonderful exercise that can be done into old age!
Invite	Cambria	65-74	No	We did have smething that work well the Honner farm some palace to put drunks and drugers to work for their keep!
Invite	Cambria	75+	No	Better NONSMOKING rules. Often at Shamel Park people smoke and the smell spoils the would-be fresh air and decreases health benefits of exercising at the park
Invite	Cayucos	55-64	No	Pickleball courts in Cayucos- have existing tennis courts, hardly used, paint for pickleball thus could use for both!
Invite	Cayucos	65-74	No	As the county's population grows, these facilities will be essintial for quality of life in this area.
Invite	Grover Beach	25-34	No	more pools
Invite	Grover Beach	45-54	No	Honestly, I would use my community park more often if I felt safer while there. A lot of homeless people tend to hang out, sleep, etc. and it makes it a bit scary.
Invite	Grover Beach	55-64	Yes	It seems to me that the nicer parks are in the higher home price ranges.
Invite	Grover Beach	55-64	No	We desperately need a dog park in the Pismo Beach/Grover Beach area.
Invite	Grover Beach	55-64	No	You are doing a good job; more hiking trails
Invite	Los Osos	25-34	No	interconnecting trails for bicycling and walking, keep the parks open space intact and uncluttered, use the Salinas River bed to develop bike/hike trails and picnicking spots for enjoying the natural area
Invite	Los Osos	35-44	Yes	It would be nice if there were aquatic facilities in Morro Bay or Los Osos.
Invite	Los Osos	35-44	Yes	Need more open spaces, protected areas for wildlife. Active adults needs areas to exercise outdoors. Bike, pedestrian paths create happier, healthier communities. Los osos needs more park space to exercise. Kids needs dedicated sports facilities.
Invite	Los Osos	35-44	Yes	These facilities are also essential to my livelihood. I work as a naturalist in many of the recreational parks and other areas in the county. And preservation of our ecosystems is, obviously, essential to our own health and well-being.
Invite	Los Osos	35-44	Yes	We used to live in the city of SLO and loved the pocket park. Los Osos could use pocket parks on some of the existing

County of San Luis Obispo Parks and Recreation Survey

Survey	City or Unincorporated Community	Age	Kids	Additional Comments
				empty lots. I would also love to see county-run paddle boat and paddleboard storage lockers at beach access areas. I would pay to sto
Invite	Los Osos	45-54	Yes	Los Osos community park has very little to offer unfortunately.
Invite	Los Osos	45-54	Yes	We need more parks in Los Osos, especially in Baywood.
Invite	Los Osos	45-54	No	I love them!
Invite	Los Osos	45-54	No	Most of my interactions with parks are through mountain biking, hiking, walks. When I have access to a boat, I will go canoeing with my wife. I also go birding with my wife on our walks. To be honest I will often leave if a park has a fee associated with it. I have participated in multiple trail work days, clean up events and various maintenance events.
Invite	Los Osos	55-64	Yes	really don't want to have to pay more for parks and rec
Invite	Los Osos	55-64	No	I have a problem with dogs on Bishops Peak, most pet owners are respectful/handfull are not
Invite	Los Osos	55-64	No	Los Osos needs a dog park! Let's make the old (original) sewer plant site/dog park/more trail county can purchase corner of Lour-Pine for more space.
Invite	Los Osos	55-64	No	Los Osos needs a dog park; we need a "off road vehicle" park
Invite	Los Osos	55-64	No	Neighborhood gardens with recycled water in EVERY interested neighborhood
Invite	Los Osos	55-64	No	The County Parks director and staff are excellent and i trust their abilities to run the department
Invite	Los Osos	55-64	No	Would like a public pool
Invite	Los Osos	55-64	No	Would like to see more "pocket" parks in Los Osos- well all have to go to the school - not parks!
Invite	Los Osos	65-74	No	Lopez and Santa Margarita need more tender loving care, Old needs renewal.
Invite	Los Osos	65-74	No	mainly use MDO- sorry. Used to use Red Barn Park in Lo- before skate park
Invite	Los Osos	75+	No	Los Osos has only one small park - most other areas have more
Invite	Morro Bay	25-34	No	more natural space/hiking trails, upgrade campgrounds, grow botanical garden, more dog parks, swimming ops and community gatherings!
Invite	Morro Bay	35-44	No	I would love extended hours at the Morro Bay Pool, and classes etc. at the pool.
Invite	Morro Bay	45-54	No	need a public pool in Morro Bay
Invite	Morro Bay	55-64	No	You have to use existing funds to maintain what you have. The idea of adding/improving facilities and then trying to tax the public for additional funds just doesn't work anymore. Since living here, my county taxes have increased dramatically to fund schools (stupid swimming pool at MBHS)

County of San Luis Obispo Parks and Recreation Survey

Survey	City or Unincorporated Community	Age	Kids	Additional Comments
				and Cuesta community college. Now the county is talking about raising sales/property taxes to fund existing and future infrastructure. We probably won't be living in SLO County in a few years because we can no longer afford the cost of living due to tax increases. We will probably move back to Sacramento county where they aren't so crazy about unrestrained funding increases.
Invite	Morro Bay	65-74	No	I tend to use what is close to home
Invite	Morro Bay	65-74	No	The parks and playing fields should not be available for youth sports on Sunday morning. This conflicts with church. Both sports and church offer important values. They should cooperate, not compete, with each. Youth have an opportunity to play sports 6 1/2 days a week. Sunday morning is the traditional time for church and, I believe, should be honored.
Invite	Morro Bay	65-74		need to provide more children activities and classes
Invite	Morro Bay	75+	No	At age 82, with heart issues, I don't get to those places anymore.
Invite	Nipomo	35-44	Yes	Jim O' Miller Park in Nipomo needs to be built
Invite	Nipomo	35-44	No	Designated smoking area with ashtrays. People do smoke, but hide their butts in sand playground, et.c Enforce leash law!
Invite	Nipomo	45-54	Yes	Thank you for the recent playground equipment at the Nipomo Park. Keep up the good work. Would like to see an improved dog park with grass.
Invite	Nipomo	45-54	Yes	The county has not put enough emphasis on making property useable and accesible to youth sports activities or expanded their property for those types of access. My kids are now in high school and college but it needs to change for future generations.
Invite	Nipomo	45-54	No	There are not nearly enough facilities/opportunities in south county, especially Nipomo. Really need a bike lane on Orchard/Hutton/Joshua to go to Santa Marie River Bridge
Invite	Nipomo	55-64	Yes	I would love more adult classes and events--particularly ballroom and swing dance.
Invite	Nipomo	55-64	No	horse trails
Invite	Nipomo	55-64	No	I would love to see more playground equipment for children--more swings, never enough. How about an astroturf hillside slide the lids can ride down with cardboard? Like SLO had.
Invite	Nipomo	55-64	No	Parks are great! Employees very professional and personable. Thank you!!
Invite	Nipomo	65-74	No	Find it hard to use facilities on weekends due to hispanic take-overs.

County of San Luis Obispo Parks and Recreation Survey

Survey	City or Unincorporated Community	Age	Kids	Additional Comments
Invite	Nipomo	65-74	No	Several years ago it was sad to see the Nipomo Recreation Cental at Hill St. become abandoned, vandalized, and destroyed.
Invite	Nipomo	75+	Yes	Do not put all activities and buildings in a single area, such as Nipomo Community Park. Lighting will destroy country feel.
Invite	Nipomo	75+	No	Increase parking at beach acces, near Old Juans Restaurant
Invite	Oceano	25-34	Yes	Children and pets shouldn't be exposed to people speeding, drinking or using drugs. Please take action.
Invite	Oceano	45-54	Yes	I go to different parks daily and I love it.
Invite	Oceano	65-74	No	I'm very active- bike, hike, golf, swim but spend time other places - Pismo Preserve, Pismo Golf Course, Johnson Ranch, Pismo Athletic Club, etc. Klyde Warren Park in Dallas is an amazing park to get ideas from - food trucks, books, foosball, dog founta
Invite	Oceano	65-74	No	need more activities in the South County area
Invite	Oceano	75+	No	Don't use anymore (age and ability to make it there)
Invite	Paso Robles	25-34	Yes	We camp in Avila all the time visiting from Paso. Keep the dog beach!
Invite	Paso Robles	35-44	Yes	Please do NOT let Greentree charge for areas either day use or camping that were previously free!
Invite	Paso Robles	45-54	Yes	Most are kept up very nice. I think the parks we usually attend in Paso (Barney and Centennial) could be a bit cleaner. The trash is always overflowing and the reserved picnic areas are usually fairly messy from previous parties
Invite	Paso Robles	45-54	No	I use Templeton Park for events- Farmet's Mkt, Concerts in Park, 4th of July. It looks like there are no county park in Paso Robles. The Butterfly Grove is a national treasure.
Invite	Paso Robles	45-54	No	Use inmate crews to maintain parks and trails.
Invite	Paso Robles	55-64	No	more trails, more preserves
Invite	Paso Robles	55-64	No	Recreation facilities are important for community but we do not participate; too busy with horse ranch and work. I temporarily passed question 6 (refer to printed version) but it did not reappear when I used 'back'. We use Cayucos beach access about once per year. If you need money, explain why and then ask for some.
Invite	Paso Robles	65-74	No	I would like to see the county support active seniors in providing places to play pickleball for recreation, health and hapiness
Invite	Paso Robles	65-74	No	Living near Branch Road, we are not near any facilities.
Invite	Paso Robles	65-74	No	more pickleball courts with lighting
Invite	Paso Robles	75+	No	I enjoy them!
Invite	Pismo Beach	45-54	Yes	Love to have them
Invite	Pismo Beach	45-54	No	need more dog parks

County of San Luis Obispo Parks and Recreation Survey

Survey	City or Unincorporated Community	Age	Kids	Additional Comments
Invite	Pismo Beach	65-74	No	As per your park listing, we visit a lot of 'State' parks as well as the San Luis Obispo County parks. We do enjoy all the county parks so thanks so much.
Invite	Pismo Beach	65-74	No	I pay property tax on both my home and business, but I have to pay the same fee as out of county people at local campgrounds. That's not right. Locals should get discounts.
Invite	Pismo Beach	65-74	No	No, I think they're great, just the parking for visitors.
Invite	Pismo Beach	75+	No	I consider myself lucky to live in SLO county. We have lived here for 25 yrs. moving here from Ventura where we lived for 35 yrs. We saw Ventura grow from 19,000+ people to a city of approximately 90,000+ people when we left in 1993. As the city grew, the quality of life declined. Hopefully growth here will be kinder to SLO County.
Invite	Pismo Beach	75+	No	I don't like all the tourists who come here. If businesses want to pay for tourism, let them.
Invite	Pismo Beach	75+	No	I really enjoy the summer concerts at the parks.
Invite	San Luis Obispo	Under 25	Yes	We like dog parks, the more the better.
Invite	San Luis Obispo	35-44	Yes	A bike park, similar to the Morro Bay Bike Park, would be a great addition to SLO and the county
Invite	San Luis Obispo	35-44	Yes	Group Camping with areas for hiking are important to us as a family. It is extremely difficult to find group camp spots (such as Morro Bay, Pismo North Beach Campground) where we can go. Camp French group sites area have been very good to horrible, depending on the other campers in the area. Law Enforcement has been superb, but I'd rather not have it get to that point. If I'm taking families with young kids to Camp French, I don't want to stress that the campers next to us are drinking and using foul language (and yelling at us when we ask them to stop). Like I said, hats off to the Sheriff's Dept; they were awesome, but... should I need to call them??
Invite	San Luis Obispo	35-44	Yes	Homeless people at city parks is a BIG deal. Removing them will undoubtedly increase usage!!!
Invite	San Luis Obispo	35-44	Yes	I think they are adequate and well-kept. No upgrades needed.
Invite	San Luis Obispo	35-44	Yes	Making sure trails are cleared of poison oak as far as manageable from each side of the trail
Invite	San Luis Obispo	35-44	Yes	My family enjoys spending time outdoors with and without our dogs. There are a number of great locations for us to explore, but there is only one enclosed dog-park to allow our dogs to run and play. We would love to see a new ENCLOSED dog park. Not all dogs are good at following voice commands and staying in a safe location; physical boundaries are

County of San Luis Obispo Parks and Recreation Survey

Survey	City or Unincorporated Community	Age	Kids	Additional Comments
				needed. Please consider this for the health and safety of the community - which includes families with and without dogs.
Invite	San Luis Obispo	35-44	Yes	We love them overall. I'm sad our neighborhood park (Meadow) is falling into disrepair. The fitness course is outdated, increasing transients, and the play structure is outdated and hard to use.
Invite	San Luis Obispo	35-44	Yes	We need more off leash dog parks.
Invite	San Luis Obispo	35-44	No	Campgrounds are my top priority. They sell out quickly and it can be difficult to get a reservation. The trails are in great shape. We are very lucky!
Invite	San Luis Obispo	35-44	No	I suggest that you lower the fine when given a ticket by the park rangers for violating open space regulations. The price of \$600 and the fact that you have to appear in court is ridiculous.
Invite	San Luis Obispo	35-44	No	The restrooms at Santa Rosa park are locked hours before the park closes. Can restrooms please remain available during park hours?
Invite	San Luis Obispo	45-54	Yes	More park patrol, ticketing smokers and campers who litter, use drugs, and do not pick up after their dogs. Consistently removing homeless, especially after park closes. I would use the park system much more if it were safer.
Invite	San Luis Obispo	45-54	Yes	Thanks for all the fun!
Invite	San Luis Obispo	45-54	Yes	We would love more leash free dog areas!
Invite	San Luis Obispo	45-54	No	Most of the best bike paths in S.L.O. are currently disjointed and illogically placed. Connecting these bike paths to each other and to logical ending points (e.g. downtown) would get many more people out of their cars.
Invite	San Luis Obispo	45-54	No	need more fenced dog parks
Invite	San Luis Obispo	55-64	Yes	Open space, exercise, hiking, biking all key to healthy life and strong local economy. Our gold standard for this is Boulder CO where we used to live. We're at the bronze level here in our opinion. Keep it up and thanks for all the effort!
Invite	San Luis Obispo	55-64	Yes	to keep the homeless out - keep them moving along
Invite	San Luis Obispo	55-64	No	Dredge Laguna Lake, stock with trout like it was in the 70's. We've waited long enough!
Invite	San Luis Obispo	55-64	No	I didn't know Bishop Park was managed by the county. How can the City limit night hiking?
Invite	San Luis Obispo	55-64	No	I have lived in this area all my life. I do not like that with all the taxes we pay and all the taxes collected that it is not enough. It seems this is a survey to increase fees, another way to justify fees increases. Because our fees now go to entitled
Invite	San Luis Obispo	55-64	No	Improve trail access to Bishop Peak Trail in SW from Foothill Blvd, parking especially

County of San Luis Obispo Parks and Recreation Survey

Survey	City or Unincorporated Community	Age	Kids	Additional Comments
Invite	San Luis Obispo	55-64	No	Lengthening the Bob Jones bike trail to extend into SLO will increase trail usage. I'd love some longer bike-only trails that are not on roads. More dog-friendly, off-leash trails.
Invite	San Luis Obispo	55-64	No	more for seniors. reach out more to let us know what is available for older residents
Invite	San Luis Obispo	55-64	No	Please improve the signage and trail markers at El Charro!
Invite	San Luis Obispo	55-64	No	Step up and support daily use of high volume of residents playing pickleball.
Invite	San Luis Obispo	65-74	Yes	Thank you for this survey and all your efforts. I love your booths and work at the fair. For some reason, being out in nature is not as important to me, but some of my neighbors camp, and one of my son's friends had his wedding out at the park on the way to Lopez Lake. It is especially nice that people can celebrate in beautiful places without having to pay hundreds of dollars. Perhaps you could even build some buildings to go along with this, the way there is the building at Meadow Park in SLO. I remember the program about 25 years ago when they had fishing class at Lopez lake. My daughter was little and she caught a rope. I think I just am not that good at the outdoors - sometimes the poison oak and ticks and things bother me. But we were really excited about maybe catching a fish and maybe should have tried this again.
Invite	San Luis Obispo	65-74	No	As a new resident in SLO, I love them and use them frequently. They are very important to me and my family and we support all efforts to fund and improve them.
Invite	San Luis Obispo	65-74	No	Clean up Pirate's Cove. County should work more closely with cities to expand open space
Invite	San Luis Obispo	65-74	No	Do not overbuild parks with too many facilities.
Invite	San Luis Obispo	65-74	No	I'd like to see full blown fitness programs at the Slo Rec Ctr: bodypump, zumba, yoga, etc. for reasonable fees.
Invite	San Luis Obispo	65-74	No	I'm 71 yr old. I have a kayak I would like to have a senior discount for park entrances to Santa Margarita Lake for the couple hours that I paddle. \$15 is too steep and prohibitive to use very often.
Invite	San Luis Obispo	65-74	No	Parks and recreation facilities should be free to the people for our usage
Invite	San Luis Obispo	65-74	No	provision of, and more frequent emptying of trash (and recycles) cans at parks and trail heads (Bishop Peak especially)
Invite	San Luis Obispo	65-74	No	really need/want more off-leash dog parks
Invite	San Luis Obispo	65-74	No	Should not have sacrificed best golf course in county program "Dairy Ck" without try for funding programs to obtain water.

County of San Luis Obispo Parks and Recreation Survey

Survey	City or Unincorporated Community	Age	Kids	Additional Comments
Invite	San Luis Obispo	65-74	No	The trails, I like the trails. Information on Fitness Programs where to find it.
Invite	San Luis Obispo	75+	No	demand exceeds number of facilities
Invite	San Luis Obispo	75+	No	Please work on the bike paths.
Invite	San Luis Obispo			Keep up the good work!
Invite	Santa Margarita	55-64	No	County parks management and staffing are working very well. Please do not bring in private for-profit management. Thank you!
Invite	Templeton	35-44	Yes	Thank you for working so hard to keep parks and recreation available and affordable for our family. We appreciate you!
Invite	Templeton	55-64	Yes	I think we are very fortunate in this area to have such wonderful county facilities
Invite	Templeton	55-64	Yes	more lighting for night time activities
Invite	Templeton	55-64	No	I like SLO County does a terrific job managing our parks and recreation. I utilize Templeton Park daily with my 15-year-old doxen. We concert in the park regularly and I love to disc golf weekly at all central coast courses. A course is desperately ne
Invite	Templeton	55-64	No	Only been here 6 weeks. Haven't been here long enough to have an opinion. Informed opinion
Invite	Templeton	55-64	No	The new athletic fiels on North River Rd are innundated with homeless and create a dangerous area for traffic visitors and residents.
Invite	Templeton	65-74	No	I am a docent at Morro Bay Natural History Museum. The museum has a spinner for brochures at different local parks. Does SLO County Parks participate with brochures?
Invite	None of the above	75+	Yes	Develop a document listing all areas, hrs of operation, etc. and mail to all residents.
Invite	None of the above	75+	No	Why does Paso Robles have no county parks or facilities?
Open	Arroyo Grande	35-44	Yes	It would be great if there would be a priority designation for county residents over tourists when accessing some of these parks and facilities, including camping and beach parking. I would be more likely to pay a higher cost if it meant as a local, I would have priority entrance, parking, or a discounted member pass of some sort if it was implemented. It's just such a shame that locals don't get to enjoy the surrounding areas in which we live because tourists take up beach parking and camping facilities. It would be really awesome if there could be a creative solution around those of us who are paying to maintain these facilities could also enjoy them during peak tourist season!
Open	Arroyo Grande	35-44	Yes	We would love more hiking trails in South County. Also, the bathrooms need to be kept a little nicer.

County of San Luis Obispo Parks and Recreation Survey

Survey	City or Unincorporated Community	Age	Kids	Additional Comments
Open	Arroyo Grande	45-54		stop allowing vehicles on the beach
Open	Arroyo Grande	55-64	No	I love our county and the variety of parks we have. People come to our county from all over the State and use these facilities, particularly the camp grounds. It is vital that we take good care of them to continue to bolster our dollars flowing in from all these out of area people. Some of the campgrounds could use shuttles into town and back.
Open	Arroyo Grande	65-74	No	Keep Dairy Creek as an 18 hole golf course!! I and my friends will not play a 9 hole course. We also don't see why we should continue to pay a surcharge at the other county courses to support a 9 hole Dairy Creek course. This surcharge should now be eliminated!
Open	Arroyo Grande	65-74	No	North County is the step child of slo. I was born and raised in slo. Moved to atascadero in 1996, not by choice, no rentals in morro bay, raising 3 children then. North County needs more activities and facilities for youth, especially teens. There is nothing to do here. The teen center has limited hours. Even a facility that promotes learning and homework buddy systems that are adequately supervised, with tutors, computers, etc. The schools could really contribute facilities to improve education for all teens, and at risk students.
Open	Arroyo Grande	65-74	No	We are older adults who use many of the local parks from Arroyo Grande to Ragged Point on a regular basis. It's wonderful that we have so many lovely facilities to offer to locals and tourists, but one thing that prohibits both young families and older adults on budgets is the fees for parking. It would be a great service to the community to have a year long parking/entry permit that allows us into all county facilities at a reasonable fee and/or fees for seniors and locals that are less than those paid by out of area visitors as many other states do. After all, we pay local taxes everyday for gas, food and other purchases that provide funding to the state/county/city budgets. Reduced fee permits would give more people on budgets the opportunity to use local parks that have parking fees. \$30 - \$50 a year seems reasonable and would keep people from clogging up the streets right outside of the parks.
Open	Arroyo Grande	75+	No	Make sure to offer all activities to elders
Open	Arroyo Grande			Parks/Recreation areas, such as Soto Field, perhaps could be locked or have restricted access after closing. There is too much drug dealing & usage//fighting/underage sexual activity in and around the bathrooms.
Open	Atascadero	Under 25	No	I'm sure I've made it clear by this point, but I am a big supporter of more skating opportunities in the county,

County of San Luis Obispo Parks and Recreation Survey

Survey	City or Unincorporated Community	Age	Kids	Additional Comments
				specifically North County. Many parks have postings which prohibits skating, which sucks because the most ideal areas when you don't have an outdoor rink is basketball courts or large concrete covered areas. Roller skating on the sidewalks around towns is more dangerous given all of the driveways and uneven surfaces. If I do want to go skate I have to drive from Atascadero to San Luis Obispo to Santa Rosa Park which is already impacted by the number of kids playing hockey and the Roller Derby team. An outdoor roller rink in the North County would provide a safe space for kids and adults to learn how to skate and practice. There are plenty of skate parks in the county, the focus should definitely be on rink skating since the closest indoor rink is in Santa Maria since the Paso rink and Flippos are closed.
Open	Atascadero	25-34	Yes	Thank you for the survey. I hope we can make a lot of changes. Atascadero especially
Open	Atascadero	25-34	No	I think the county has great opportunities to build upon existing singletrack trail networks. Santa Margarita, Lopez, and El Chorro are the three most significant areas with opportunities. All parks have significant acreage for expanding sustainable trail networks. There are local non-profit partners available to help build/maintain these trails. Compared to most recreation infrastructure, trails are low-cost to build and maintain and the critical supporting infrastructure (bathrooms, parking, etc) are already in place. I also believe there are more opportunities for bike-oriented recreation in county parks, such as dirt jump parks and pump tracks and skills parks. These can be located in larger parks, such as Santa Margarita, Lopez, or El Chorro, or in regional or smaller parks, like Heilman in Atascadero for example. Again, local users and non-profit partners can assist with fundraising, maintenance, and help in building the features. Overall, county parks has huge potential to expand both multi-use and single-use trails in existing parks.
Open	Atascadero	35-44	Yes	I would love to have more trails created throughout slo county
Open	Atascadero	35-44	Yes	Offer local discounts for fee's and annual passes. Offer half off fee's during mid week. Offer free admission days during the winter.
Open	Atascadero	35-44	Yes	Please add more restrooms to Lopez lake campgrounds. Please lower cost for county employees to participate in camping and boating for the mental health of our employees.
Open	Atascadero	35-44	Yes	We need more sports fields for youth sports.

County of San Luis Obispo Parks and Recreation Survey

Survey	City or Unincorporated Community	Age	Kids	Additional Comments
Open	Atascadero	35-44	No	I would like to know when the volunteers go out to clean the areas of the parks and beaches. I love the area and I want to keep it clean and inviting to myself and my family. Thank you
Open	Atascadero	35-44	No	Templeton has a lack of trails, would be nice to see some connectivity. In general, it seems like Templeton is a forgotten unincorporated area. Other than the beautiful park downtown, there don't seem to be many county parks & rec services provided for or to the community.
Open	Atascadero	45-54	Yes	Our family gets the most benefit from mixed use trails for dog walks, biking, hiking, etc. These are very important to us.
Open	Atascadero	45-54	Yes	Please keep sporting and activity areas separate from areas of nature enrichment spaces, walking trails and dog areas.
Open	Atascadero	45-54	Yes	Thank you for asking us for our input
Open	Atascadero	45-54	Yes	This survey is 4x's too long....
Open	Atascadero	45-54	Yes	Would just hope for more cleanliness and security.
Open	Atascadero	45-54	Yes	You need to limit the adult men's Mexican soccer from are parks there destroying our fields and bringing gang activity to are neighborhoods in atascadero.noisy and urinate and deficate all over the park
Open	Atascadero	45-54	No	I would like to see more mountain biking trails and communication of where those trails are. There are some walking trails where bikes are not allowed, especially along the bluff trails. I want to bike there too.
Open	Atascadero	45-54	No	I'm worried about the impact the homeless/ drug user population has on the health and safety of the community. I'm worried about human waste and drug paraphernalia left at the parks/recreational areas.
Open	Atascadero	45-54	No	More disc golf! :)
Open	Atascadero	55-64	Yes	Please put some \$, or make the company who operates Chalk Mtn golf course put some \$\$\$ into that course!
Open	Atascadero	55-64	No	Atascadero is very limited on recreational areas.
Open	Atascadero	55-64	No	ensure park personnel are doing their job
Open	Atascadero	55-64	No	I have grown up in this county & have in the past spent much time at Santa Margarita lake & Lopez lake. It always revolved around fishing, camping & boating and in particular trout fishing with friends & family. Myself, my family & many of our friends & their families now have to leave this area & spend our time & money elsewhere to enjoy trout fishing even though there is very limited trout fishing at lopez. Its certainly not worth the drive to lopez to fish. I do understand the restrictions from the state & fish & game put on smaller lakes like Margarita on stocking programs but I think with some work they could be worked around.

County of San Luis Obispo Parks and Recreation Survey

Survey	City or Unincorporated Community	Age	Kids	Additional Comments
Open	Atascadero	55-64	No	Make reservation process easier, more than two campsites at a time and leave lots for first come first served so they are not always booked up too far in advance.
Open	Atascadero	55-64	No	The addition of permanent pickleball courts at Heilmann Park would be a huge. They would be used constantly .
Open	Atascadero	65-74	No	Allow equestrian access to El Chorro Park
Open	Atascadero	65-74	No	I love my county of SLO. We are truly blessed to live here.
Open	Atascadero	65-74	No	I think it is a real shame for SLO not to have a full size 18 hole golf course.
Open	Atascadero	65-74	No	It is very difficult for governmental agencies to provide all the answers to everyone who provides answers to this research. I wish you much luck.
Open	Atascadero	65-74	No	kill dairy creek golf course. stop wasteing money on a dead horse
Open	Atascadero	65-74	No	My main outdoor activities are hiking and horseback riding so I would like to see multi=purpose trails and safe horse trailer parking and trails for horseback riding.
Open	Atascadero	65-74	No	No, but this survey is much too long, most people esp. with elections coming up and Easter here, just don't have the time really I'm serious! Have way to much work ro keep up with everything in the world.
Open	Atascadero	65-74	No	Please make the parks and recreation areas more accessible to local residents by eliminating the exorbitant costs and/or give locals a special entrance cost.
Open	Atascadero	65-74	No	We have some really nice parks in the northern SLO county area. Keeping hem clean and safe is important. Also children's playground equipment should be safe.
Open	Atascadero			eak
Open	Atascadero			No
Open	Atascadero			Thank you for creating this survey and letting ksby air the info
Open	Avila Beach	35-44	Yes	Improved restroom facilities and increased trash cans and recycling
Open	Avila Beach	65-74	No	More open space.
Open	Avila Beach	65-74	No	Thanks for asking for public comment. Please advise us in the future of your followup meetings, as we as citizens of the County, are interested in development/enrichment of your fine, existing program.
Open	Cambria	35-44	Yes	No
Open	Cambria	65-74	Yes	Hate seeing Dairy Creek changes which eliminate the 18 hole regulation course and make it something completely different. I understand the water issues, but I am not convinced all options were explored in re-thinking the fate of this beautiful course. I believe that the green fees could have

County of San Luis Obispo Parks and Recreation Survey

Survey	City or Unincorporated Community	Age	Kids	Additional Comments
				been raised which would have offset the cost of water to be brought in or design changes could have been implemented making this a target golf course (similar to desert courses). There are no other links styled courses in a 50 mile radius that also enjoy almost perfect weather.
Open	Cayucos	25-34	Yes	bathrooms are usually dark, concrete and damp . upgrading them would be nice. dairy creek golf course is an amazing place. bummer it is closing. also the information dissemination could be done better as far as countey programs availability
Open	Cayucos	65-74	No	Many visitors to our area , parks , beach and open area should be the best we can make them. Stop excess water going into the ocean.
Open	Cayucos	65-74	No	Please keep Dairy Creek golf course 18 holes and arrange to get necessary irrigation to do so. It CAN be done with appropriate will of the politicians!
Open	Cayucos	75+	No	SEEMS BIKE RIDERS KEEP GETTING NEW TRAILS, UP GRADES, AND CONCERNS CONNECTED WITH SAFETY EXPENSES WHILE OTHER INTERESTS ARE EXPECTED TO PAY FOR; FUND THEIR INTEREST; OR GO WITHOUT; GRANTS SEEM TO GO TO THOSE ALREADY WITH HIGH % OF FUNDS. GOLF COURSES HAVE BEEN NEGLECTED AND TOLD TO PAY FOR FACILITY, UP GRADES, AND MAINTENANCE. NO OTHER RECREATIONAL FACILITY, HAD TO PAY FOR THEIR FACILITY OR MAINTAIN IT.
Open	Cayucos			Great job! Keep our open space
Open	Creston	25-34	Yes	We would love a park in Creston.
Open	Creston	35-44	Yes	Creston needs a park and new pool. When weather is 100+ towns need a pool!
Open	Creston	35-44	Yes	Please help the Creston community in its pursuit of upgrading its pool and getting a park. Shandon has one, why not Creston?
Open	Creston	35-44	Yes	The community of Creston desperately needs a new pool and park. We currently only have Creston Elementary which is poorly maintained for any recreation purpose. The children of Creston currently use the Creston Community pool which is very old and is on the school grounds. (originally the pool was on COMMUNITY school grounds, but AUSD annexed the school property). It is becoming more and more difficult to raise enough money to fund the pool and AUSD is increasing fees paid to them to open the pool. The little pool is old and getting more difficult to maintain. We, who fundraise every year to keep the pool open, are limping by year to year, and do not have any funds at all set aside to be able to do repairs, and may not be able to open for 2018 if we cannot find a way

County of San Luis Obispo Parks and Recreation Survey

Survey	City or Unincorporated Community	Age	Kids	Additional Comments
				to generate more money. Ideally, we, as a community, could partner with SLO County Parks and Rec and create a new park and pool setting at the location of the old Creston Fire Station which is currently being used as the Creston Community Center. Please, we need your help. There are so many low income kids in the outskirts of town who come and spend entire days during the summer at the local little pool.
Open	Creston	35-44	Yes	We need creston to have a park and new solution for the pool. Our little community has to raise TONS of money to operate because of the location of the pool. We are taxed, but not equally represented. The pool is a huge deal out here. It's hot and basically the only thing for kids to do out here. Would Love if there was an improvement to the pool, or perhaps help financially in maintaining it.
Open	Creston	35-44	Yes	We need our own park and pool in Creston. Our kids deserve it. Our tax dollars should stay in our community.
Open	Creston	45-54	Yes	I'd like to see county parks use reclaimed water on ALL maintained vegetated areas. I'd like to see swimming access at Santa Margarita Lake. We need more horse facilities which would provide for tax-paying locals and fee-paying tourists who boost our economy. We live in a prime area for horsemen, but don't support that kind of tourism. They're looking for places to camp and ride. Let's give it to them! SLO County recreation facilities bring in tourist money. That means tax dollars brought INTO the county by these facilities, the visitors who support them, and the various businesses (hotels, restaurants, stores) supported by said tourists. SLO County should support recreational use through its budget by providing ample financial support to SLO County Recreation facilities and services. Let tourism that impacts our roads and services also provide for the community it impacts by boosting recreation for visitors and locals alike.
Open	Creston	45-54		Creston has tried so hard to provide a garden/park and swimming pool for the area to enjoy. It has all been done with a small group of citizens who volunteer and many more who donate some money. Please consider putting some of our tax money towards funding the pool renovation or rebuild!!! This is such a caring community.....we've only been here 4 yr. and are amazed at the volunteering spirit that exists!!
Open	Creston	55-64	Yes	The community has struggled to keep, maintain, pay salaries for the pool, while other communities have facilities for their residents.

Survey	City or Unincorporated Community	Age	Kids	Additional Comments
Open	Creston	55-64	No	The Creston community needs and deserves a stand alone park/pool that isn't connected with the Atascadero Unified School District. We are the only community in the county that doesn't have it's own park/pool and with a high tax base, we need those taxes to stay and be used where we live.
Open	Creston	65-74	No	Please help support the Creston area's pool, garden & Community Center that uses volunteerism to the max. A partner ship with support from the county will insure our community members will have community facilities through many generations. Please continue your support to our clooknit community. Thank you now & in the future.
Open	Creston			The Creston community would like to keep their pool open and we need help. So many families, even people from other cities come to enjoy the little town. Please help us keep it open.
Open	Grover Beach	35-44	No	It would be nice to have Dodgeball supported by the city.
Open	Grover Beach	45-54	No	You dont need a ton of money and facilities. As parks and rec less is more this area is amazing. I have never been able to experience lake lopez beacuse you charge 15 dollars to enter. I drive from arryo grande to morro bay to paddle while lopez is a ten min drive from my house.what a waste. Whoever runs parks and rec is an idiot
Open	Grover Beach	65-74	Yes	They are not maintained!! Gophers, unruly grasses, broken concrete, weeds....poor lighting. Poor bathroom maintenance.
Open	Los Osos	Under 25	Yes	Please add a pickleball court in Los Osos!!! A huge population in this area would use these courts!
Open	Los Osos	25-34	Yes	Adult Men's basketball leagues in SLO, Morro Bay, or Los Osos would be amazing and greatly appreciated.
Open	Los Osos	35-44	Yes	I would love to see better use of the spaces that we have. I am disappointed when I see barriers for people using the amazing spaces that we have (ie fences around skate parks, lacking transportation choices to get somewhere, and parks focusing on one demographic). I really want a space that can hold quality endurance events, but is also a place for families and can encourage people to pick up a new hobby or sport. There are not a lot of trails that are accessible to beginners in this area for hiking and for biking. It would be so nice to have accessible facilities for hiking (that isn't Johnson Ranch) and a place for developing mountain bike skills that doesn't require someone to bike up a trail already. I also want the county to expand separated bike facilities for both transportation alternatives and for safe exercise options.

County of San Luis Obispo Parks and Recreation Survey

Survey	City or Unincorporated Community	Age	Kids	Additional Comments
Open	Los Osos	35-44	Yes	Please fund projects in Los Osos. The community needs more facilities for recreation in town.
Open	Los Osos	45-54	Yes	Spend our money wisely. We don't make lots of money and it's not cheap to live in this county. We make sacrifices to live where we love.
Open	Los Osos	45-54	Yes	The new pool in Morro Bay looks beautiful. However, there are no recreational hours for kids and families. Even now, with Spring Break, there are no hours for kids and families! We need to quit our habit of focusing only on Seniors. The kids in our community deserve more.
Open	Los Osos	45-54	No	Los Osos really needs a dog park especially since Sweet Springs is closed to dogs. It would be wonderful to have a hiking bike trail that connected Los Osos to Avila and the Bob Jones trail.
Open	Los Osos	45-54	No	Thank you for the opportunity to voice my opinion. I'm hoping you take a serious look at my input. The Bike/Walk trail between Los Osos park and Monarch Grove Elementary is needed. Older people walk next to LOVR all the time. It is risky! The students ride their bikes next to LOVR as well, this is dangerous. A 9 feet wide trail AWAY from the road (at least 5 meters) would be use by many! We could have Memory Benches every 200 feet for older people to rest. Grizzly Youth Academy can make a beautiful trail (with native plants along the trail) to save the county money. The trail would increase community usage of the park too! Check with Science Teachers at LOMS. They might be able to provide the plants and the students help as well! On another note, Los Osos is in need of a Dog park. Please give the community a Dog Park. And last but not least, A Bike/Walk Trail next to, but away from South Bay Blvd. connecting Los Osos to Morro Bay would be a dream come true for both communities. Both communities would benefit tremendously from it. Thank you
Open	Los Osos	55-64	No	add pickle ball court to the Los Osos Community park.
Open	Los Osos	55-64	No	I would love to see Pickle Ball courts in Los Osos. My dream has always been to be able to hike or ride from Los Osos to Avila through MDO AND THE Cherry Ranch property... I was so disappointed when that land purchase didn't go through.
Open	Los Osos	55-64	No	I would use a pickleball court in Los Osos multiple times a week. Would like to see a community volunteer group similar to the one in Morro Bay to organized and supervise the courts.
Open	Los Osos	55-64	No	Los Osos is in need of pickleball courts. Pickleball is the fastest growing sport in the United States. It's a sport both young and old can play together. Right now Morro Bay is the

Survey	City or Unincorporated Community	Age	Kids	Additional Comments
				closest facility to Los Osos. Let's put in our own courts and have some fun. Two pickleball courts can be made from one tennis court. If you want to understand the growth of pickleball, go over to Del Mar and check out the ratio of pickleball players to tennis players (there are two tennis courts on the backside of the 4 pickleball courts). The Morro Bay pickleball courts are almost always full (on windless days), both in the morning and afternoon. The tennis courts are rarely used!!!
Open	Los Osos	55-64	No	More recreation in Los Osos. Specifically, a pickle ball court
Open	Los Osos	55-64	No	Our local parks should have a reliable source of income, and so I will vote yes on any ballot measure that increases property taxes. However I do not support user fee increases because parks and park programs should be completely accessible to low income persons and families. Here in Los Osos I would love to see numerous tiny parklets scattered throughout town that people can easily walk to even if they can not go far (small children, elderly, parents walking with infants, those who are ill but need and want to get outside past the front door, etc). Not a big formal park with play equipment and restrooms that serves an entire neighborhood. Rather, acquire empty lots and just put in some native plants and a couple of benches. That's all. This will provide a close destination and gathering place for those who live nearby and a resting place for those walking longer distances. Maybe install exercise stations at some of them so people can go from one tiny parklet to the next and use that equipment if they wish. Our County Parks are great; we are lucky to have them. Please keep County Parks unpretentious, low key places. Campgrounds should emphasize tent camping rather than big RVs. Open space and trails are vitally important. Thank you for this opportunity to provide these written comments.
Open	Los Osos	55-64	No	Overcrowding is becoming a serious issue. I would pay more for additional natural areas and more camping opportunities, but wouldn't want to be taxed or pay fees for athletic programs, etc. I get nervous about the word 'upgrade' as we don't want to see more development. We want to see more land added to the park system to reduce crowding, not more 'amenities'.
Open	Los Osos	55-64	No	Pickle ball is the fastest growing new sport that can be played by a large range of ages. Los Osos does not have pickle ball available to its residents. the Tennis courts are not used everyday by the tennis community. Converting one of the

Survey	City or Unincorporated Community	Age	Kids	Additional Comments
				courts to Pickle ball can accommodate 12 community members at a time. Where as Tennis needs all 3 courts to accommodate the same number of people. Which by the way never happens in LO, despite the resistance the tennis folks are expressing, the tennis courts are seldom used. By forcing the LO Picklerballers to drive to Del Mar or SLO creates more fossil fuel use, more air pollution, and greater outer pocket expense for those who want to play. Why does the county favor one racket sport over another? Please add pickle ball to your list of sports that you offer the residents of this fine county.
Open	Los Osos	55-64	No	The county offers lots of opportunities, but in many cases deferred maintenance has hurt the facility. There seem to be many projects that get talked about but take years to complete, if ever. Consider hiring grant writers to help get the funding to complete projects, and work with community organizations (like the Land Conservancy) to get projects completed faster.
Open	Los Osos	55-64	No	This questionnaire is too long. ... If you want responses, you need to make it easy for people to respond! I would like to have more places that I could hike with my dogs.
Open	Los Osos	55-64	No	We need a good, fenced, two-sided DOG PARK in Los Osos. Dog Parks are good for dogs and great for people. Community members get to know each other. If a Los Osos Dog Park support group is formed, I will gladly volunteer to help. The dog park in Morro Bay and the one in Paso Robles are excellent models. Thank you for surveying our needs!
Open	Los Osos	55-64	No	With a population of 15,000 people Los Osos is in extreme need of parks and recreation facilities. Since the County already owns the Tri W site why not convert that into a large park and recreation facility? I've heard that the CSD is in possession of maybe hundreds of thousands of dollars collected from property taxes for a community pool that was never built. Why can't the County and CSD work together and use that money to improve parks and recreation in the community?
Open	Los Osos	65-74	Yes	Keep Dairy Creek an 18 hole golf course.
Open	Los Osos	65-74	No	1. At South Bay Community Park, please add Bocce Ball Courts, 2. Due to the extreme and ongoing paucity in Los Osos of county-run park and recreation facilities and programs, Montana de Oro, due to it's location, has become our de facto community park. Because the State has signaled that it wants to start charging an entrance fee, the County should make arrangements with State Parks Officials now for

County of San Luis Obispo Parks and Recreation Survey

Survey	City or Unincorporated Community	Age	Kids	Additional Comments
				Los Osos residents to have free access. This can be accomplished by providing legal identification showing a Los Osos address and Zip Code. County Parks budget can provide the State with an annual fee that would otherwise go to establishing new park facilities in Los Osos, thus creating a win-win-win. Thanks for undertaking this survey and strongly considering my recommendations.
Open	Los Osos	65-74	No	Continue funding Dairy Creek Golf course and maintain it as an 18 hole course!!!
Open	Los Osos	65-74	No	Decentralize the County's control over local parks and facilities. the Individual communities need to have the decision over what they want and needs. Current pressures for improvement are the right of the individual community
Open	Los Osos	65-74	No	Good work...thanks for asking!
Open	Los Osos	65-74	No	I appreciate that there are so many places to be outside and enjoy the incredible weather, scenery and clean air. It is very precious to me.
Open	Los Osos	65-74	No	I think a Pickle Ball Court would really add to the enjoyment of many people who live in the area as well as to help with health and fitness. Thank you
Open	Los Osos	65-74	No	Los Osos community is part of the county, but we do not have community and family park(s), nor do we have sport facilities. We need them here in Los Osos.
Open	Los Osos	65-74	No	los osos has been talking about a dog park for ages; would like to see one here.
Open	Los Osos	65-74	No	No decent people park or walking trails near LOVR. State Park is the only place to walk and that's far away. Make a walking course in the space where the old sewer site. Fix the culvert and pave or DG those trails and move the homeless encampment for safety. There is a deficit of parks in LO and there should be a surplus of tax monies available to make a decent trail. We don't attend meetings because of the vocal group doggie people.
Open	Los Osos	65-74	No	The county needs more Community Pools. The county needs to improve the cleanliness of its beaches.
Open	Los Osos	65-74	No	What we have is great. I appreciate the small town feel and leaving nature natural with minimum footprint (buildings, signage etc). I would love a lap pool in Los Osos that is affordable to use. Small would be fine.
Open	Los Osos	75+	No	Please add more Pickleball courts! Pickleball is one of the fastest growing sports in the U.S. today.
Open	Los Osos		Yes	PLANT more trees at the El Chorro tent camping site. It is ridiculous how ugly and barren that site is. I will never use the facility again. No shade there.

County of San Luis Obispo Parks and Recreation Survey

Survey	City or Unincorporated Community	Age	Kids	Additional Comments
Open	Los Osos			Basketball courts other than schools would be nice. Playgrounds in Los Osos is critical. Also trails
Open	Los Osos			I live in Los Osos. I appreciate the skate park as youth facilities are my most important priority. Please keep Los Osos high on your unincorporated area project list. Nipomo has had its fair share!
Open	Los Osos			Pickleball courts in Los Osos
Open	Morro Bay	25-34	No	County parks are doing great. Open space is a huge priority to the people i know, as are safe biking route to reduce carbon emissions. Preserve open space and have Jr. Ranger programs, like the Jr. Lifeguards, instead of promoting recreation that reduces open space (like ball fields and golf courses). Teach children how to care for the land and the parents will follow.
Open	Morro Bay	25-34	No	There needs to be better awareness around where County parks are and what services they provide (events, amenities, etc.). It would be great to have an Instagram account that is regularly updated that featured events, too.
Open	Morro Bay	55-64	No	it is most important to preserve what nature has given us. I warn against paving trails and building structures.
Open	Morro Bay	55-64	No	Thanks for asking my opinion. Communicating activities, events and programs, etc. would be helpful by e-mail as this survey was.
Open	Morro Bay	65-74	Yes	Dairy Creek is the best golf course operated by the County and it needs water not another campground and amphitheater. Why pave over perfection? Put the campground and biking and hiking trails around the outside of the existing course. There are originations that will build the trails for the County. If you need another amphitheater venue restore the one behind Cuesta College. It's been there since before WWII.
Open	Morro Bay	65-74	No	Dairy Creek golf course needs to remain 18 holes and be taken care of.
Open	Morro Bay			The parks and especially the aquatics and nature walking trails are very important. I selected no new property taxes because so many people come from out of the area and use our trails and beach access. I would support an increase in fees to maintain restrooms and facilities but there should be a price break for local residents.
Open	Nipomo	25-34	Yes	As a property owner I don't feel it's fair that you keep increasing property taxes to fund the parks. Just keep the ones we have clean and safe and homeless out. If you want to fund these projects get Park users to pay fees.

Survey	City or Unincorporated Community	Age	Kids	Additional Comments
Open	Nipomo	25-34	No	More areas for disabled folks that get down to the waters edge via a vehicle.
Open	Nipomo	35-44	Yes	DON'T FORGET NIPOMO!!
Open	Nipomo	35-44	Yes	I've coached every kid in town for 8 years and with my younger child, probably another 8 years. Nipomo has the weather, has the nature, has the great people. It does not have a voice for investment in the park. The neighbors around the park will fight everything. They're old and the only people that go to the meetings. The rest are working and coaching and putting dinner on the table. It started with fighting for softball fields years ago and we lost dismally. Get the park a facility. It's what's needed most, and you can't go in with a tight budget because it won't meet the needs unless you go with the approved plan with all the bells and whistles. We have nothing in town. Kids don't have a place of their own. Thank you.
Open	Nipomo	45-54	Yes	It is extremely important to me to have horse trails to ride that are expansive and safe. With housing eating up our trails we need a place to ride and not be next to cars, trucks with flapping tarps and Jake brakes on semi trucks. Please consider these obstacles when you plan trails for Nipomo or other parks and areas. The Horse camp is extremely important to me and will also brings hundreds of others to our community to ride the trails and the trails at the beach. Do not close the horse camp. Please prominatly advertise the horse camp on your website.
Open	Nipomo	45-54	Yes	Many of us would love to keep our community horse friendly and safer. Traffic is too fast on rural areas and too many big rigs travel the unincorporated roads. It is not safe for pedestrians of any sort. We can't stop or blame people for wanting to live here...but keep in mind the importance of our rural reputation and how much we hope to keep it that way if we can and keep it safe.
Open	Nipomo	45-54	Yes	The County Parks Staff does an excellent job with very limited financial resources. We need to make serious changes so these beautiful facilities are properly maintained and can withstand the usage. There are many children in the local communities who deserve nice sports / aquatic facilities to play sports and exercise. They are our future. These facilities need to be here for the future. If we do not continue to invest in the future of these facilities now, it will be more expensive down the road.
Open	Nipomo	45-54	Yes	We enjoy Nipomo Park, but it seems to be a little behind in facilities and condition when considering the growth of the

County of San Luis Obispo Parks and Recreation Survey

Survey	City or Unincorporated Community	Age	Kids	Additional Comments
				town, and large scale housing developments bringing a lot more people into the area. It would be great if my teenagers had a safe place to engage in social activities, such as a community center. Thank you for the consideration.
Open	Nipomo	45-54	No	We need an area to target shoot and ride dirt bikes
Open	Nipomo	45-54		off roading and racing facilities
Open	Nipomo	55-64	Yes	I think we should maintain what we have and not increase the need for more spending by making more ball fields, aquatic centers, and structures.
Open	Nipomo	55-64	Yes	The community park in Nipomo was intended to be a passive park, not expanded to be a activity hub for South County. There is not enough lighting or Sheriffs available to properly protect the public in Nipomo....least of all a park expanded to dump every activity that the rest of the county doesn't want to provide. In 2002 I attended many meetings discussing what the Community Park plan should be....what happened to all the community plans that were submitted?! Now how many years later and we're acting like this is a new idea.....
Open	Nipomo	55-64	No	I'm going to sue your ass unless you drop the next \$13.5 in the Nipomom Park and get us back the rec center. Guaranteed. Call me if you have any qs. Jesse Hill 805 7488308
Open	Nipomo	55-64	No	Need more dedicated pickleball courts in southern county with permanent nets. Create a flying program at Oceano Airport, improving facilities and adding hangars. A velodrome for cycling would be nice.
Open	Nipomo	55-64	No	Nipomo regional park needs more courts and 3 permanent nets on those
Open	Nipomo	65-74	Yes	More financial support and park development for Nipomo based on how much Nipomo residents put into the county budget.
Open	Nipomo	65-74	Yes	Pickleball is the fastest growing sport in America and tennis is trending downwards, why do pickleball players have so much trouble getting anything from the County??????
Open	Nipomo	65-74	Yes	Please improve and expand the pickleball courts in Nipomo Regional Park.
Open	Nipomo	65-74	No	As I mentioned, the Dana Adobe is a real treasure and I believe any help that the county can give is very appropriate, it is a park, it is nature, it is education, it is a gathering place, programs for kids and adults. I am very impressed. And the trails, that I particularly love, are amazing
Open	Nipomo	65-74	No	Don't neglect south county. Support efforts to provide parks for all community members and for handicapped children.
Open	Nipomo	65-74	No	Keep up the good work:)

County of San Luis Obispo Parks and Recreation Survey

Survey	City or Unincorporated Community	Age	Kids	Additional Comments
Open	Nipomo	65-74	No	Maintain, but do not repurpose or pave trails in the rural, undeveloped areas of Nipomo Regional Park so families, runners, dog walkers, and horse riders can continue to explore the wonders of nature.
Open	Nipomo	65-74	No	Nipomo has an active pickleball community that has been, to this point, completely self funded. The sport is the fastest growing participation sport in the country and seems to be ignored by existing County Parks and recreation management. I don't know if there is some sort of bias or such going on here but it's time for the county to provide some real measure of support for this activity.
Open	Nipomo	65-74	No	Pickle has become very large in the USA and around the world . We trying to get in going in SLO, Please help
Open	Nipomo	65-74	No	Please reconsider Dairy Creek GC. It is a beautiful County resource!
Open	Nipomo	65-74	No	think you do a good job with the parks division
Open	Nipomo	65-74	No	WHAT IS MOST NEEDED IN NIPOMO IS A NEW REPRESENTATIVE THAT IS CONCERNED WITH CLEAN AIR AND THE HEALTH OF HER/HIS CONSTITUENTS, RATHER THAN THE MONIED INTERESTS THAT HAVE ELECTED HER IN THE PAST.
Open	Nipomo	65-74	No	with limited funds we need to add elements that serve the widest segment of our population and is sustainable. For instance a skate board park services a very small segment of the population, is expensive to build and maintain, and requires supervision which is costly. Pathways and trails are cheap to install and maintain and are used by all ages from toddlers to seniors yr round. You get more bang for your buck and people move to this area for its natural beauty. Lets keep it rural.
Open	Nipomo	75+	No	Monies for county parks has been anemic for too long. Parks are vital to a community for all ages, all generations. It reflects the attitude and importance of the community members of the elected leaders as well as the members of the society who make decisions for the community as a whole.
Open	Nipomo	75+	No	The parks and rec. department does very little to promote the recreation part. In Nipomo there is a great PARK BUT NO PROGRAMS FOR RECREATION. A volunteer group has developed a pickleball program without support of the P & R department. The program has 50 + participants.
Open	Nipomo			I would really not like the 'total build up' of Nipomo Park. There are always places for kids to play ball or sports. There are very few natural parks to be able to ride a horse in.

County of San Luis Obispo Parks and Recreation Survey

Survey	City or Unincorporated Community	Age	Kids	Additional Comments
				Nipomo has always been pretty rural. There are many people here that have horses and very few places to ride.
Open	Nipomo			It cant all be directed to kids. Adults need consideration when building out the park area
Open	Nipomo			South County needs a Conference Center and addition meeting facilities. Addition activities for young people.
Open	Oceano	45-54	Yes	Need more dune riding/camping area!
Open	Oceano	55-64	Yes	As a single parent I frequently used the local parks and recreation facilities in the area because of my limited income and lack of transportation. The south county (Oceano area) can use some more parks and recreation facilities to accommodate the growing community where a lot of families are low income.
Open	Oceano	55-64	No	Epa and mesa people do not have any proof that dust is causing health issues. Open more area . People in Mesa should move. Quit cutting down trees is mess. Stop development . Or shut down all farming .keep beach open and dunes. There is a lot of data out there that mesa people are lying.
Open	Paso Robles	25-34	No	Help lacrosse grow in the central coast!
Open	Paso Robles	25-34	No	It would be excellent to see an overhaul and much needed updating and maintenance of city parks, and continued care of open spaces and trails. We love utilizing the outdoor spaces throughout the county, and want to see them cared for. We will support in any way we can.
Open	Paso Robles	35-44	Yes	I would be interested in a position with the county of San Luis Obispo managing the parks and outside facilities. I have a bachelors degree in Horticulture Science from Cal Poly with a concentration in Lamdscape Design. I have a masters degree in Agriculture Education. I am currently a teacher in a nearby county, but looking for a career change that will bring me closer to San Luis Obispo. I have experience in native plant restoration, landscape installation and maintenance. I have many ideas for improvement and am familiar with our county. If you are interested in collaborating about working together please let me know. Patrick Smith 805-443-6285 peducator@gmail.com
Open	Paso Robles	45-54	Yes	The out of school time program I work with has enjoyed having great spaces to take children on learning adventures during school vacations, especially in summer. Thankyou
Open	Paso Robles	55-64	No	We have a beautiful area -- hope to keep it that way while enhancing participation of all people in the county. Please keep it financially accessible! Those with lower incomes need to be able to enjoy the outdoors as much as everyone else.

County of San Luis Obispo Parks and Recreation Survey

Survey	City or Unincorporated Community	Age	Kids	Additional Comments
Open	Paso Robles			Again, my son is disabled so we can't do a lot of activities available. Centennial Park is close to our house but the areas are very uneven and hard to maneuver which causes a problem with most areas. I am hoping the Parents for Joy playground (Atascadero, Colony Park) will get all the funding they need because that is are best option.
Open	Pismo Beach	45-54	Yes	NO NEW TAXES. You have enough. Spend it wisely.
Open	Pismo Beach	55-64	No	Beautiful county- let's preserve it. This survey was too long and it came via internet without the info on the list of county facilities so due to these two reasons, this survey is not as good and focused as it could have been, but thanks for asking! The specific facilities you're asking about should have been listed within each survey question. Answers are off the top of my head without the list of county facilities and I think I use more city and land conservancy areas than county parks but without your list I may not be thinking of everything that may be county...
Open	Pismo Beach	55-64	No	Track the usage of the various items where funding is going to determine where more money should be spent. Both Pirate's Cove and Ontario Ridge are very heavily used, which is generating trash, erosion, and is a threat to wild life. Keep up the battle with the CCC to improve these facilities by demonstrating to them the extent of the usage and the long term damage being done by not paving, not providing restrooms, not monitoring activity.
Open	Pismo Beach	55-64	No	We have been impressed with the wealth of opportunity that exists in our local area from Parks & Rec and our local parks.
Open	Pismo Beach	65-74	No	Improve cave rock landing. Park cars there instead of Elportal and Indio a neighborhood. Develop parking at the Pismo Perserve so people will use it. No bikes on a walking path. Charge a fee to the bicycles for all the paths you have given them. Spend money on walk paths only for a change.
Open	Pismo Beach	65-74	No	Let's find a way to eliminate weekend fees at the regional parks. The hard working poor don't come on weekend with family to enjoy our parks on their days off. When you have to watch every penny that fee means you go elsewhere. I know attendance at the dog park seriously slows down on weekends with fees to enter. What is the revenue from the entry fee per day? Could we make this up with a \$1 on each property tax bill?
Open	Pismo Beach	65-74	No	only that parking at the hiking area along Hwy 101 is limited and at times totally overflowing when many want to hike.
Open	Pismo Beach	65-74	No	Please keep all the county golf courses open. Laguna is such a great course for a quick game or to practice golf skills.

County of San Luis Obispo Parks and Recreation Survey

Survey	City or Unincorporated Community	Age	Kids	Additional Comments
				Dairy, Morro, and Chalk are all enjoyable courses to play and to bring out of town guests to play a round. I wish the Preserve Trail was open on a regular basis, not just for 'the chosen' or a on couple of Sundays in the spring.
Open	Pismo Beach	65-74	No	Something has got to be done to clean up Pirate's Cove - a beautiful piece of nature that has been ruined with crime, drugs, graffiti - can still be a nude beach but get rid of trash and crime!!!
Open	San Luis Obispo	Under 25	No	I cannot stress the importance of LIGHTING. There are many homeless people in our county as well as dangerous individuals in the world in general. Lighting is crucial to protect people, especially women, from sexual assault. This is already a major issue in the county considering how many sexual assaults occur at Cal Poly. One of the priorities for any county department should be making all public areas as safe as possible.
Open	San Luis Obispo	25-34	No	Address homeless problem
Open	San Luis Obispo	25-34	No	Concerned with the level of transients using facilities that we pay for with taxes and making them unusable for us. I don't even go in the creek DT anymore and used to frequent it regularly. The bathrooms at parks don't feel safe anymore. I don't want to put more money into unsafe facilities that I can't use. If this problem was addressed i would be willing to pay more in taxes to fund the parks. Would like stricter enforcement of picking of dog poo and litter on trails with trash cans and recycle (for water bottles) available at all trails for people unwilling to pack out their trash. With cal poly increasing in size we need more trails. Bishop has become the 405 freeways where you have to listen to others rap music as you hike up now.
Open	San Luis Obispo	25-34	No	Since so much of the Counties appeal is propagated through tourism, perhaps there is a way to use tourism funds for park upgrades and infrastructure. So many people visit the area because of its beauty and natural spaces. It's so very important for the County to protect areas from development.
Open	San Luis Obispo	35-44	Yes	I live near S. Higuera and Tank Farm. There are no parks in our vicinity. It is a travesty for the local kids. I would really appreciate a park nearby to which my kids could ride a bike. I would also appreciate the pathway through South Hills open space completed to provide a safe passage to the main part of SLO. Riding a bike up S. Higuera is unsafe for kids. I would appreciate more outdoor lighted basketball courts. Consider racquetball courts. And the biggest travesty is the lack of parks for team practices with lights. How can soccer practice

County of San Luis Obispo Parks and Recreation Survey

Survey	City or Unincorporated Community	Age	Kids	Additional Comments
				happen before 5pm? All big cities have parks with lighted fields for team practices. How can Damon Garcia be the only option and it gets closed if it rains the day before? Ridiculous. Converting Dairy Creek is sad. Bike paths are insufficient. Homeless people live in most parks and make it unsafe and unnerving to let kids play there. For a city that is so 'progressive,' the parks, bike paths and athletic fields are a far cry from what I expected to find.
Open	San Luis Obispo	35-44	Yes	Parks are essential to the well-being of humans. Do whatever is necessary to keep people coming back to use the parks. Upgrade playgrounds, ball parks, etc... Maintain the equipment and make things easier for the volunteer coaches. If the job becomes easier, perhaps more parents would volunteer. Build low-maintenance storage sheds to store equipment / tools. Make golf courses more family-friendly and affordable. Use the funds wisely.
Open	San Luis Obispo	35-44	Yes	Please open more OHV riding area and camping permits in the oceano dunes. Even if the admission cost is increased to support the improvements it would be worth doing.
Open	San Luis Obispo	35-44	Yes	San Luis needs a community swimming pool with better hours and accessibility for kids to play. Sinnsheimer aquatics has restrictive hours, is often full of lap swimmers so it's not easy for kids to just show up on a warm summer day and swim.
Open	San Luis Obispo	35-44	Yes	Thank you for all you are doing so far . And viewing our parks as a treasure to maintained and protected.
Open	San Luis Obispo	35-44	No	Save Oceano Dunes SVRA park!!!
Open	San Luis Obispo	35-44		Thanks for your work!
Open	San Luis Obispo	45-54	No	(1) Separate bike trails from walking trails. (2) Abate thistles. (3) Put signage in about preventing trail erosion (don't ride/hike when muddy, don't skid on trails. (4) Signs to remind bikers to wear bells or announce they are coming up behind hikers - it's scary when someone just wizzes by unexpectedly. (5) More signs / garbage cans to remind dog owners to pick up poo. I'm a dog owner and it drives me crazy how bad some places are (Mt. San Luis in the beginning for example.) You can make signs funny or inspirational. There is a science to motivating people to do the right thing. I would not persist with the current signage. There are better ways. Same for the biking issue. I would like to see more off-leash trails too. Most dogs are good dogs, just like most bikers and hikers. Let's not ruin it for everyone just because some people are inconsiderate. Even putting limited hours on leash free areas (like they do in Avila beach). Also, I would

County of San Luis Obispo Parks and Recreation Survey

Survey	City or Unincorporated Community	Age	Kids	Additional Comments
				not mind additional enforcement. Put a ranger at a trail head - they could suggest bikers have bells on their bikes, and watch the dogs (who seem to usually go poo pretty early on the trails). I really think it is just a couple of rotten apples spoiling it for the whole bunch.
Open	San Luis Obispo	45-54	No	Rural areas are getting more parks than they are paying for. If unincorporated areas want a neighborhood park, they should pay for it themselves - not be subsidized by city residents.
Open	San Luis Obispo	55-64	Yes	Please connect the bike trail from SLO to Bob Jones
Open	San Luis Obispo	55-64	No	Can I say it again? Bishop Peak trailhead negatively affects the surrounding neighborhood.
Open	San Luis Obispo	55-64	No	Letting Dairy Creek go to a 9 hole golf course is a mistake. Bruce Gibson, Adam Hill and Lynn Compton blew it and wasted 5 million dollars. You will never be able to get that part of the golf course back and their lack of leadership after Dairy is 20 years in the making with only 10 more years to pay it off is short sighted and ruined one of our best resources.
Open	San Luis Obispo	55-64	No	need fenced in dog park
Open	San Luis Obispo	55-64	No	Please keep them going!
Open	San Luis Obispo	55-64	No	Private land should not be taken away without compensation for creation of new park/trail areas.
Open	San Luis Obispo	55-64	No	The county of SLO Owns a good-sized parcel of land at the end of Bishop Street near the probation offices. This parcel has been a de facto park for many years. This parcel is the only park on this side of the city and has been slated for development off and on over the years. Why not make it a permanent open space?
Open	San Luis Obispo	55-64	No	Work urgently on a communications program, particularly through emails.
Open	San Luis Obispo	65-74	Yes	Take care of what you have already! Shrubbery, tree trimming, trail maintenance, with the current and foreseeable budget, you can't afford 'new stuff'!
Open	San Luis Obispo	65-74	No	Being an ex county employee the parks and recreation needs to take a good look at their personal . I don't see a lot of effort when I see these workers performing their tasks quite frankly the majority of them are just lazy !
Open	San Luis Obispo	65-74	No	I am not much of a hiker but would hike more if I had better information about trails, trail heads, parking rules, trail difficulty, trail length, etc. I was sad to see Dairy Creek GC abandoned due to what I see as political issues. Yes, I know it will now be a 9 hole course. Again, too bad. A sad reflection on local government. And please do not preach to me about

County of San Luis Obispo Parks and Recreation Survey

Survey	City or Unincorporated Community	Age	Kids	Additional Comments
				water issues for which solutions are available but were not pursued with more than a slight amount of energy. The whole dog and pony show was a disgusting insult to the intelligence of anyone who cared about the course.
Open	San Luis Obispo	65-74	No	I am one of the few people who do not use social media. Please DO NOT rely on Facebook, Twitter or Instagram for communication.
Open	San Luis Obispo	65-74	No	Keep Dairy Creek Open all 18 holes. Build more pickle ball and disk golf courses continue to maintain all parks at a very high level
Open	San Luis Obispo	75+	No	City doing a good job. Always room for improvement.
Open	San Luis Obispo	75+	No	el charro dog park is the best.
Open	San Luis Obispo	75+	No	The County does a good job of providing for various areas of interest. It is terribly lacking on swimming facilities but the hiking trails are outstanding!
Open	San Luis Obispo	75+	No	Very interested in the connection between the County Parks Department and the City of SLO Department. Refinement of land use of areas under County control that border the City and how they might be made more useful.
Open	San Simeon	65-74	No	Keep Dairy Creek Golf Course 18 holes!
Open	Santa Margarita	25-34	Yes	The Creston Community is brought together in the summer by the use of the pool and park like setting. As I see that vision coming to an end I would hope the wonderful county of SLO would step up to the plate and take over the task of keeping Creston alive. So many families benefit from the Creston pool and playstructure each summer. I've been to countless birthday parties, even my own daughter's, and ate at many wonderful picnics there. Now that funds are so hard to come by and with the small amount of volunteers that are pulling together to try and keep the pool alive, it would be wonderful if the county could step in. Thank you for your time.
Open	Santa Margarita	35-44	Yes	Parks need better maintenance of existing facilities, before they get so run down they have to be replaced.
Open	Sawn Miguel	65-74	No	Would like more horse campgrounds in our county and access to trails and good parking for horse trailers. Water for horses. Trail signs and no motorized vehicles etc wheelchairs.
Open	Sawn Miguel		Yes	Your parks are havens for drug dealers and homeless. No new bond measures, no new fees, no new taxes. Stop with the surveys and talk to real people.
Open	Templeton	35-44	Yes	Templeton needs more athletic field space. Bigger and more soccer fields, more baseball fields, a Babe Ruth size baseball field, more basketball hoops, more public tennis courts. But lots more soccer field space.

Survey	City or Unincorporated Community	Age	Kids	Additional Comments
Open	Templeton	45-54	Yes	Downtown Templeton Park is extremely small for the large number of houses/families that are coming into the area. Bethel park in Templeton is not accessible by bike or walking from Vineyard Drive due to a dangerously narrow street. This makes biking around town very difficult for everyone. Adding bike paths around Templeton would make such a wonderfully unique community. You could ride everywhere on your bike, since the town is so small, if it were safer to do so. I would like bike paths, tennis courts, and more park space in Templeton. The county should purchase Templeton Tennis Ranch and use it as a major tennis facility and add a swimming pool that could be used for the community and the high school.
Open	Templeton	45-54	Yes	Sports fields and courts (gyms) are desperately needed in the North County - please help us!
Open	Templeton			Its fine the way it is.
Open	None of the above	35-44	Yes	Maybe give locals a discounted fee for campgrounds or a discount for frequent use. We love to camp at Lake Lopez several times per year. As locals if we were given a discount we would camp even more
Open	None of the above	35-44	Yes	The County needs to act as a whole in providing alternative modes of transportation and making people active. Trail parks need to tie into an overall system of trails and roads for increased mobility of bicycles, horseback riders, pedestrians, and recreational vehicle riders. The County continues to dispose and vacate public rights of way, and does not enforce illegal encroachments, gates and fences that prevent the use of these trails and rights of way to the public. The County (including the Parks Department) are solely interested in short-sighted interests. The County does not protect the public right of way, and is slowly and permanently disposing of routes secured by our early pioneers and settlers for the use of future generations.
Open	None of the above	45-54	No	I used to be able to ride out my property for miles. New homes development has ended that. There needs to be a trail system with connecting trails around the regional park so people can ride to the park. Even though there is a 'future' plan for trails I don't see that happening in my lifetime at the rate the county is accepting trails. Can you speed it up? Would like a trail around the subdivisions on the bluff as promised by the county.
Open	None of the above	55-64	Yes	Yes, as an avid Pickleball player, I would love to see permanent and dedicated courts. I have been an avid tennis player for over 35 years and as I am now older, pickleball

County of San Luis Obispo Parks and Recreation Survey

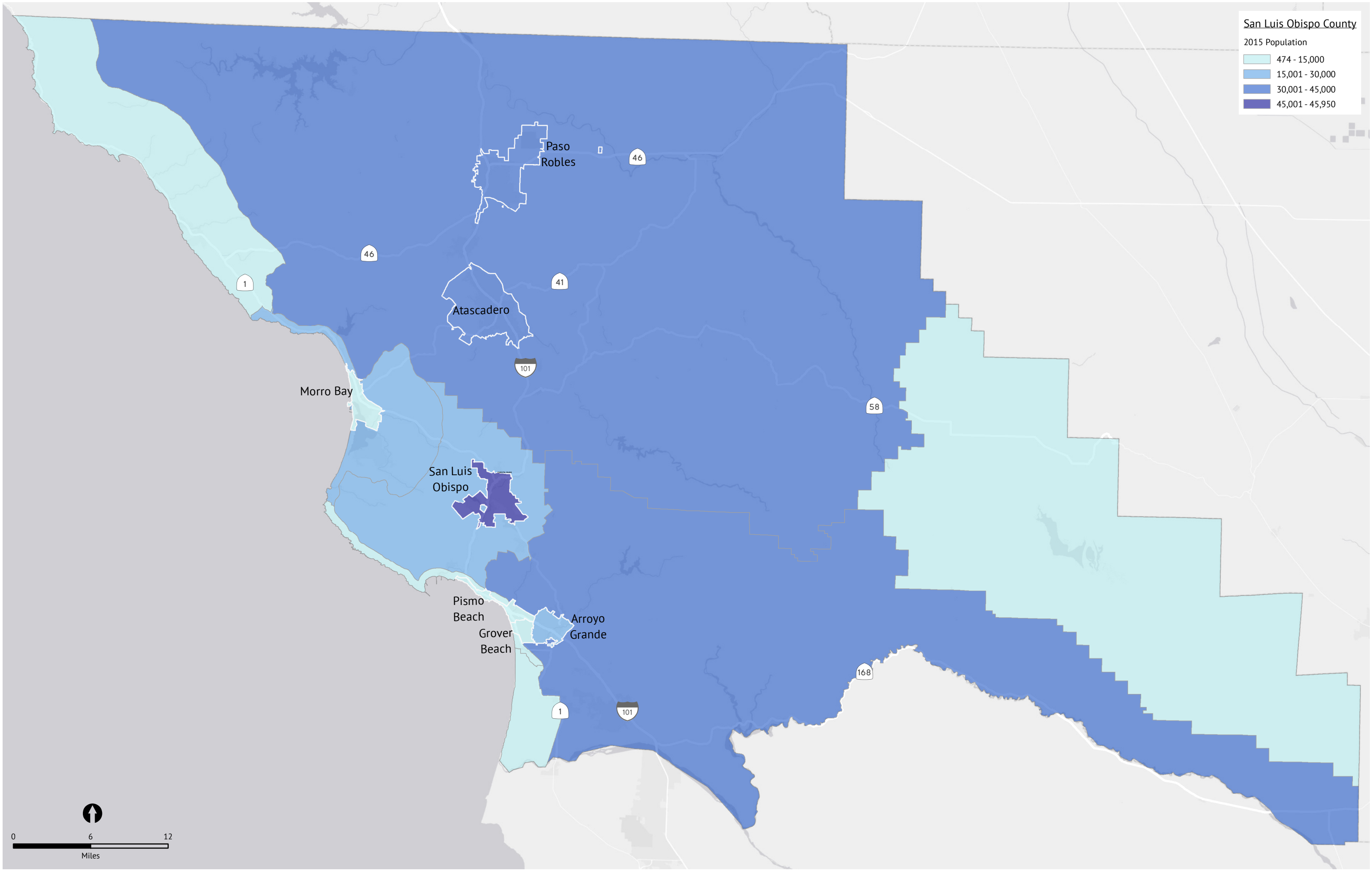
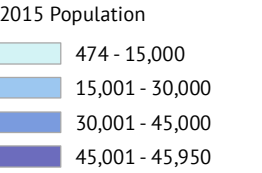
Survey	City or Unincorporated Community	Age	Kids	Additional Comments
				now better suits my needs. I play in other areas such as Arroyo Grande, Santa Maria, and Santa Barbara. It would be great if we had such facilities.
Open	None of the above	55-64	No	Is Cerro Alto considered a County Park? It has problems with paying to hike/ day use VS overnite camping fees. Day use fees, if any should be minimal, (anywhere) camping fees should not be more than a stay at a reasonably priced motel. Have some community support (work)days. I'm sure you'd get help cleaning up, planting trees and shrubs, and trail building (which I've seen at Montana De Oro) PSthe current number of trails are OVERCROWDED, especially on weekends.
Open	None of the above	55-64	No	Let's make our parks the best!
Open	None of the above	55-64		Garbage bins supplied sufficient for usage and picked up regularly. This would keep areas nicer as people don't seem to understand the 'pack it in-pack it out' concept and leave their trash in the parking areas or worse on the trails in the open space areas.
Open	None of the above	65-74	No	We would love to see a community park in the area NE of Arroyo Grande. We have to travel some distance to get to a park.

THIS PAGE INTENTIONALLY LEFT BLANK

Appendix C: Mapping Resources

THIS PAGE INTENTIONALLY LEFT BLANK

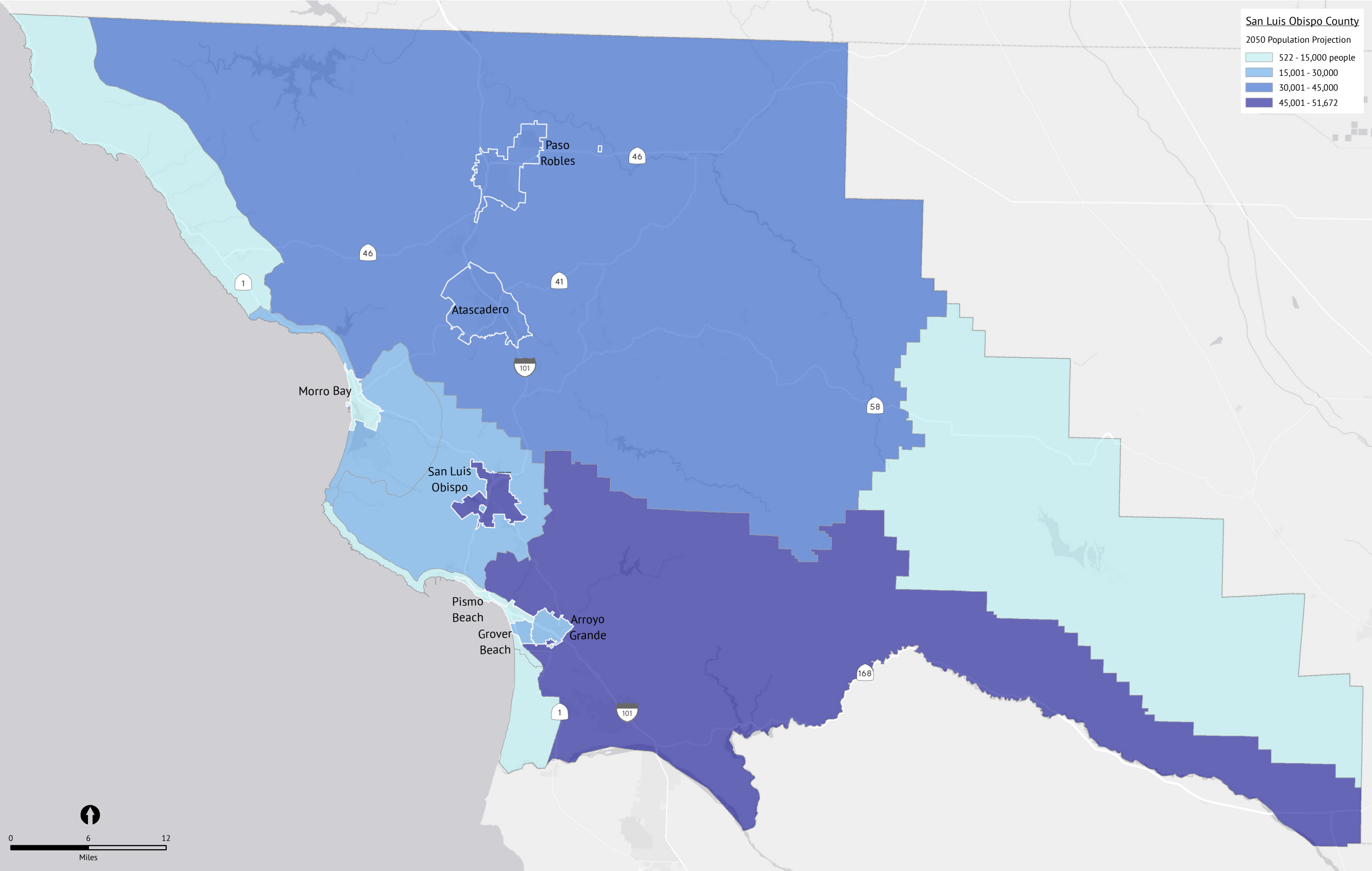
San Luis Obispo County



San Luis Obispo County

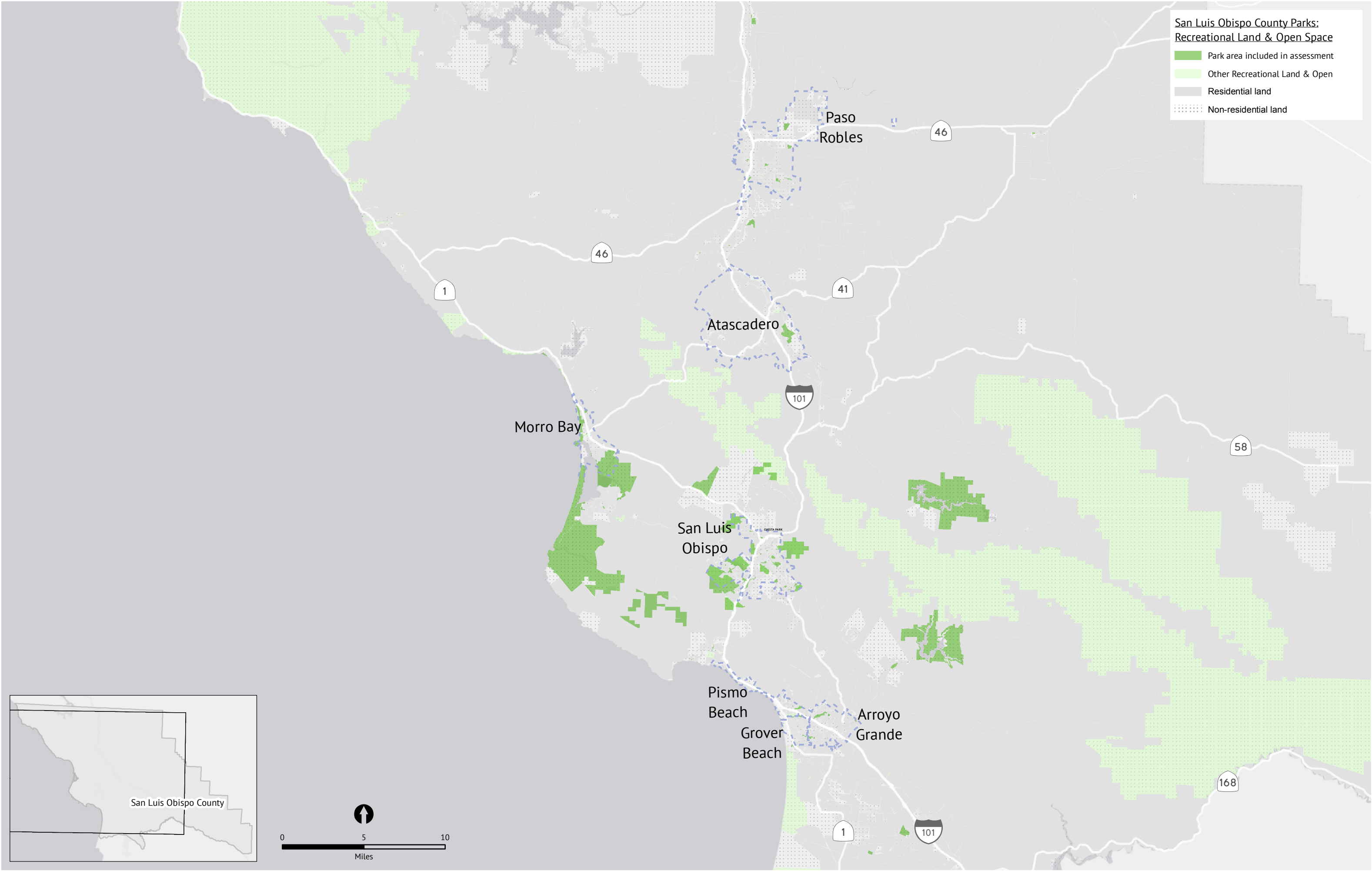
2050 Population Projection

- 522 - 15,000 people
- 15,001 - 30,000
- 30,001 - 45,000
- 45,001 - 51,672



San Luis Obispo County Parks:
Recreational Land & Open Space

- Park area included in assessment
- Other Recreational Land & Open
- Residential land
- Non-residential land



San Luis Obispo County Parks:
Travelsheds

Parks

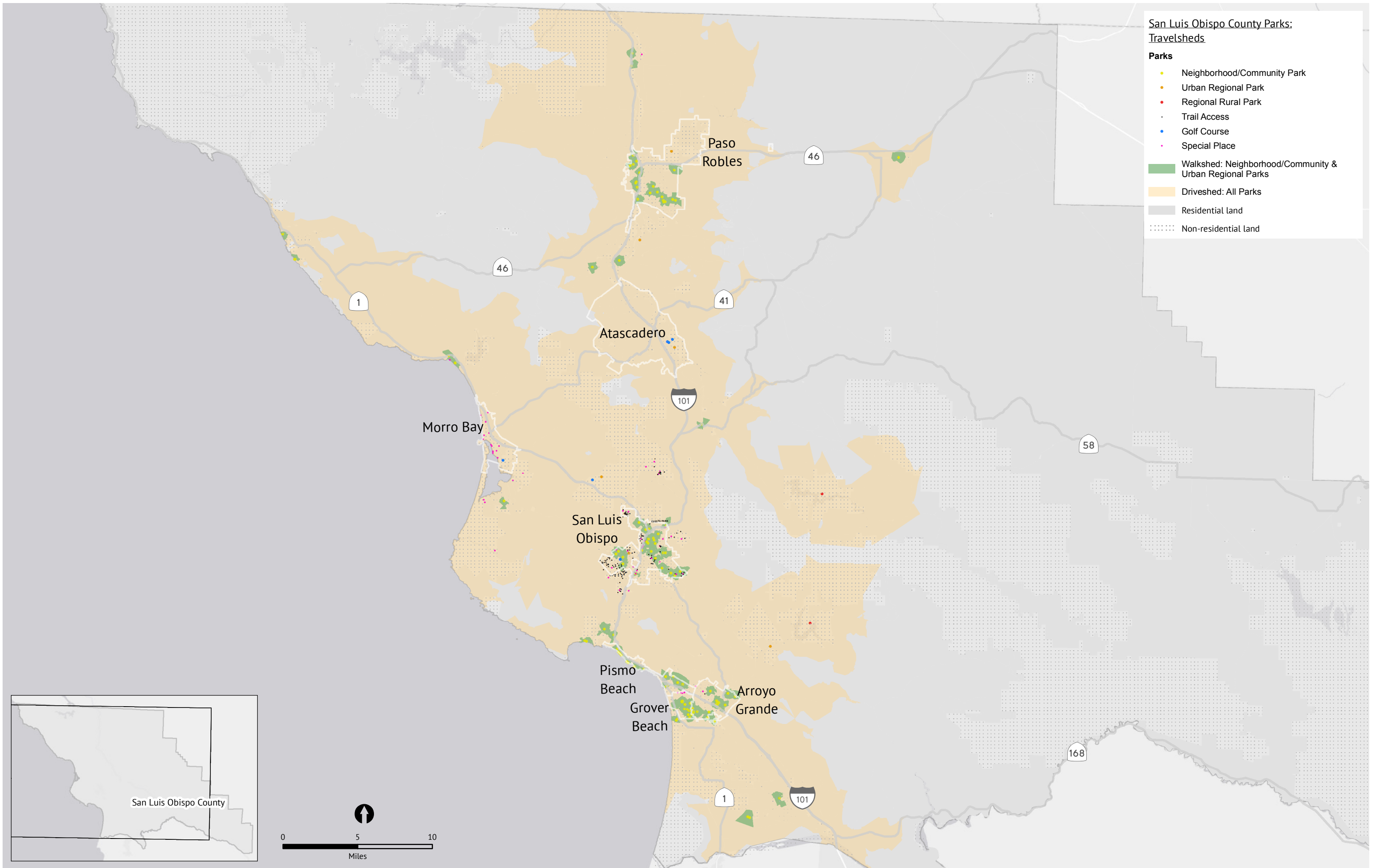
- Neighborhood/Community Park
- Urban Regional Park
- Regional Rural Park
- Trail Access
- Golf Course
- Special Place

■ Walkshed: Neighborhood/Community & Urban Regional Parks


■ Driveshed: All Parks

■ Residential land

····· Non-residential land



Appendix D: Current and Potential Funding Strategies

	Level 1 - In Use (X) or Could Easily Be Used (XX)	Level 2 - Definitely Consider (X)	Level 3 - Possibly Consider (X)	Level 4 - Would Not Consider (X)
Agency: County of San Luis Obispo				
Traditional Operations and Capital Development Funding Sources				
Traditional Tax and Exactions-Based Funding Resources				
General or Operating Fund	X			
Property Tax			X	
Sales Tax				X
Development Funding				
Development Impact Fees	X			
Local Improvement Districts			X	
Park Lands Dedication Ordinance	X			
Traditional Earned Revenue Resources				
Fees and Charges				
Daily Admission, Annual Pass Sales, and Vehicle Parking Permits	X			
Registration Fees	X			
Ticket Sales / Admission				N/A
Alternative Operations and Capital Development Funding Sources				
Loan Mechanisms				
Full Faith and Credit Bonds	X			
General Obligation Bonds	X			

Industrial Development Bonds			X	
Revenue Bonds			X	
Special Assessment Bonds			X	
Alternative Service Delivery and Funding Structures				
Annual Appropriation / Leasehold Financing				X
Commercial Property Endowment Model - Operating Foundation			X	
Inter-Local Agreements		X		
New Markets Tax Credit				X
Privatization - Outsourcing Management	X			
Partnership Opportunities				
YMCA / YWCA		X		
School Districts			X	
Medical Centers / Hospitals			X	
Boys and Girls Club			X	
Kiwanis, Optimists, VFWs, Elks, Rotary, & other service / civic organizations			X	
Chamber of Commerce			X	
Convention and Visitor's Bureau			X	
Homeowner or Neighborhood Associations	X			
Youth Sports Associations	X			
Adult Sports Associations	X			
Neighboring counties / cities	X			
Private alternative providers			X	
Churches (Rentals; Leases)			X	
Professional Sports Teams/Organizations			X	
Amusement Parks (ex. Disney World)			X	

Sr. Citizen Groups (AARP, Silver Sneakers)			X	
Community Resources				
Advertising Sales	XX			
Corporate Sponsorships		X		
Fundraising/Crowdfunding	XX			
Grants				
Facilities and Equipment Grants	X			
General Purpose or Operating Grants	XX			
Management or Technical Assistance Grants	XX			
Program-Related Investments	XX			
Matching Grants	X			
Planning Grants	X			
Private Grants and Philanthropic Agencies	XX			
Program or Support Grants	X			
Seed Money or Start-Up Grants	XX			
Land and Water Conservation Fund	X			
Naming Rights	XX			
Philanthropic				
Conservancies		X		
Foundations/Gifts	X			
Friends Associations	X			
Gift Catalogs		X		
Volunteers / In-Kind Services	X			
Adopt-A-Park or -Trail	X			
Neighborhood Park Watch		X		
Irrevocable Remainder Trusts		X		

Life Estates			X	
Maintenance Endowments	X			
Raffling			X	
Recreational Trails Program (RTP)	XX			
Community Services Fees and Assessments				
Capital Improvement Fee	XX			
Development Surcharge/Fee	X			
Dog Park Fees	XX			
Equipment Rental	X			
Flexible Fee Strategies	XX			
Franchise Fee on Cable			X	
Lighting Fees		X		
Parking Fee			X	
Percent-for-Art Legislation			X	
Processing / Convenience Fee	X			
Recreation Service Fee			X	
Recreation Surcharge Fee on Sports and Entertainment Tickets, Classes, MasterCard, Visa			X	
Residency Cards				X
Real Estate Transfer - Tax/Assessment/Fee				X
Room Overrides on Hotels for Sports Tournaments and Special Events				X
Security and Clean-Up Fees (Deposits)	X			
Self-Insurance Surcharge			X	
Signage Fees			X	
Trail Fee				X
Utility Roundup Programs			X	
Contractual Services				

Cell Towers and Wi-Fi	X			
Concession Management	X			
Merchandising Sales or Services	X			
Private Concessionaires	X			
Permits, Licensing Rights, and Use of Collateral Assets				
Agricultural Leases	X			
Booth Lease Space	X			
Catering Permits and Services	XX			
Film Rights	X			
Land Swaps			X	
Leasebacks on Recreational Facilities		X		
Licensing Rights		X		
Manufacturing Product Testing and Display		X		
Private Developers			X	
Recycling Centers				X
Rental Houses and Buildings for Private Citizens				X
Sale of Development Rights			X	
Sale of Mineral Rights			X	
Special Use Permits	X			
Subordinate Easements - Recreation / Natural Area Easements			X	
Surplus Sale of Equipment by Auction	XX			
Funding Resources and Other Options				
Enterprise Funds	X			
Land Trusts			X	
Positive Cash Flow	X			
Cost Avoidance	X			

State Park Funding Ideas				N/A
Cost Saving Measures				
Changing maintenance standards and practices	XX			
Contract renegotiation	XX			
Cost Avoidance	XX			
Green Trends and Practices				
Rooftop gardens and park structures				X
Use light, water, and motion sensors	X			
Conduct energy audits	X			
Update to energy efficient ballasts, motors, appliances	X			
Use electric and hybrid vehicles	X			
Develop "Pack It Out" trash program			X	
Use greywater	X			
Use solar and wind energy	XX			
Green operating practices	XX			
Administrative				
Recycle Office Trash	X			
Clean offices less frequently			X	
Go Paperless			X	
Conserve Resources	XX			
Flex Scheduling				X
Virtual Meetings			X	
Operating Standards				
Preventative Maintenance	X			
Reduce Driving	X			
Eliminate Environmentally Negative Chemicals and Materials	XX			

Green Purchasing Policies	XX			
LEED® Design Principles		X		
Purchase better equipment - less maint.	X			
Sustainable Stewardship				
Re-analyze and Revised Practices and Standards			X	
Monitor and Report Results			X	
Lead by Example			X	
Public Education			X	
Incorporate Stewardship Principles in all Park and Recreation Services			X	
Seek Available Grant Funding and Initiative Awards			X	